

PIXIS Labs

Accurate. Reliable. On Time.

Pixis Labs

12423 NE Whitaker Way

Portland, OR 97230

503-254-1794

Job Number: 6072015
Report Date: 07/26/2016
ORELAP #: OR100028
Project No: 018-Trillium Creek Primary School

Cover Letter

Pat McGough
West Linn School District
2755 SW Borland
West Linn, OR 97068

Dear Pat McGough,

Enclosed please find Pixis Labs analytical report for samples received as order number 6072015 on 07/20/2016. Should you have any questions about this report or any other matter, please do not hesitate to contact us. We are here to help you.

Test results relate only to the parameters tested and to the samples as received by the laboratory. Test results meet all requirements of NELAP and the Pixis quality assurance plan unless otherwise noted. This report shall not be reproduced, except in full, without the written consent of this laboratory. Samples will be kept a maximum of 15 days from the report date unless prior arrangements have been made.

Thank you for allowing Pixis to be of service to you, we appreciate your business.

Sincerely,

Signed
Richard Reid
Project Manager

Sample Results

Sample: A106-A		Collected: 07/20/16 06:15		Temp: 22 C		Matrix: Drinking Water			
Lab ID: 114792		Received: 07/20/16 10:57		Evidence of Cooling:N					
Analyte	Result	Limit	Units	MRL	Dil.	Batch	Start/Extract	Analyzed	Notes
Method: EPA 200.8									
Copper	0.507	1.3	mg/L	0.0010	1	28914-7		07/22/16 11:22	
Lead	0.0004	0.02	mg/L	0.0002	1	28914-7		07/22/16 11:22	
Sample: A110-A		Collected: 07/20/16 06:17		Temp: 22 C		Matrix: Drinking Water			
Lab ID: 114793		Received: 07/20/16 10:57		Evidence of Cooling:N					
Analyte	Result	Limit	Units	MRL	Dil.	Batch	Start/Extract	Analyzed	Notes
Method: EPA 200.8									
Copper	0.263	1.3	mg/L	0.0010	1	28914-8		07/22/16 11:24	
Lead	0.0003	0.02	mg/L	0.0002	1	28914-8		07/22/16 11:24	
Sample: A111-A		Collected: 07/20/16 06:18		Temp: 22 C		Matrix: Drinking Water			
Lab ID: 114794		Received: 07/20/16 10:57		Evidence of Cooling:N					
Analyte	Result	Limit	Units	MRL	Dil.	Batch	Start/Extract	Analyzed	Notes
Method: EPA 200.8									
Copper	0.276	1.3	mg/L	0.0010	1	28914-9		07/22/16 11:26	
Lead	0.0003	0.02	mg/L	0.0002	1	28914-9		07/22/16 11:26	
Sample: A112-A		Collected: 07/20/16 06:19		Temp: 22 C		Matrix: Drinking Water			
Lab ID: 114795		Received: 07/20/16 10:57		Evidence of Cooling:N					
Analyte	Result	Limit	Units	MRL	Dil.	Batch	Start/Extract	Analyzed	Notes
Method: EPA 200.8									
Copper	0.411	1.3	mg/L	0.0010	1	28914-10		07/22/16 11:28	
Lead	ND	0.02	mg/L	0.0002	1	28914-10		07/22/16 11:28	
Sample: A117-A		Collected: 07/20/16 06:20		Temp: 22 C		Matrix: Drinking Water			
Lab ID: 114796		Received: 07/20/16 10:57		Evidence of Cooling:N					
Analyte	Result	Limit	Units	MRL	Dil.	Batch	Start/Extract	Analyzed	Notes
Method: EPA 200.8									
Copper	0.320	1.3	mg/L	0.0010	1	28914-11		07/22/16 11:31	
Lead	0.0003	0.02	mg/L	0.0002	1	28914-11		07/22/16 11:31	
Sample: A119-A		Collected: 07/20/16 06:21		Temp: 22 C		Matrix: Drinking Water			
Lab ID: 114797		Received: 07/20/16 10:57		Evidence of Cooling:N					
Analyte	Result	Limit	Units	MRL	Dil.	Batch	Start/Extract	Analyzed	Notes
Method: EPA 200.8									
Copper	0.291	1.3	mg/L	0.0010	1	28914-12		07/22/16 11:33	
Lead	0.0003	0.02	mg/L	0.0002	1	28914-12		07/22/16 11:33	
Sample: A120A-C		Collected: 07/20/16 06:23		Temp: 22 C		Matrix: Drinking Water			
Lab ID: 114798		Received: 07/20/16 10:57		Evidence of Cooling:N					
Analyte	Result	Limit	Units	MRL	Dil.	Batch	Start/Extract	Analyzed	Notes
Method: EPA 200.8									
Copper	0.112	1.3	mg/L	0.0010	1	28914-13		07/22/16 11:35	

Lead ND 0.02 mg/L 0.0002 1 28914-13 07/22/16 11:35

Sample: A120A-D Collected: 07/20/16 06:24 Temp: 22 C Matrix: Drinking Water
Lab ID: 114799 Received: 07/20/16 10:57 Evidence of Cooling:N

Analyte	Result	Limit	Units	MRL	Dil.	Batch	Start/Extract	Analyzed	Notes
---------	--------	-------	-------	-----	------	-------	---------------	----------	-------

Method: EPA 200.8

Copper 0.234 1.3 mg/L 0.0010 1 28914-14 07/22/16 11:37

Lead ND 0.02 mg/L 0.0002 1 28914-14 07/22/16 11:37

Sample: A120-A-1 Collected: 07/20/16 06:25 Temp: 22 C Matrix: Drinking Water
Lab ID: 114800 Received: 07/20/16 10:57 Evidence of Cooling:N

Analyte	Result	Limit	Units	MRL	Dil.	Batch	Start/Extract	Analyzed	Notes
---------	--------	-------	-------	-----	------	-------	---------------	----------	-------

Method: EPA 200.8

Copper 0.190 1.3 mg/L 0.0010 1 28914-15 07/22/16 11:39

Lead 0.0002 0.02 mg/L 0.0002 1 28914-15 07/22/16 11:39

Sample: A120-A-2 Collected: 07/20/16 06:26 Temp: 22 C Matrix: Drinking Water
Lab ID: 114801 Received: 07/20/16 10:57 Evidence of Cooling:N

Analyte	Result	Limit	Units	MRL	Dil.	Batch	Start/Extract	Analyzed	Notes
---------	--------	-------	-------	-----	------	-------	---------------	----------	-------

Method: EPA 200.8

Copper 0.160 1.3 mg/L 0.0010 1 28914-16 07/22/16 11:41

Lead 0.0002 0.02 mg/L 0.0002 1 28914-16 07/22/16 11:41

Sample: A120-A-3 Collected: 07/20/16 06:27 Temp: 22 C Matrix: Drinking Water
Lab ID: 114802 Received: 07/20/16 10:57 Evidence of Cooling:N

Analyte	Result	Limit	Units	MRL	Dil.	Batch	Start/Extract	Analyzed	Notes
---------	--------	-------	-------	-----	------	-------	---------------	----------	-------

Method: EPA 200.8

Copper 0.146 1.3 mg/L 0.0010 1 28914-21 07/22/16 11:53

Lead 0.0003 0.02 mg/L 0.0002 1 28914-21 07/22/16 11:53

Sample: A120-A-4 Collected: 07/20/16 06:28 Temp: 22 C Matrix: Drinking Water
Lab ID: 114803 Received: 07/20/16 10:57 Evidence of Cooling:N

Analyte	Result	Limit	Units	MRL	Dil.	Batch	Start/Extract	Analyzed	Notes
---------	--------	-------	-------	-----	------	-------	---------------	----------	-------

Method: EPA 200.8

Copper 0.245 1.3 mg/L 0.0010 1 28914-22 07/22/16 11:56

Lead 0.0005 0.02 mg/L 0.0002 1 28914-22 07/22/16 11:56

Sample: A121-A-1 Collected: 07/20/16 06:29 Temp: 22 C Matrix: Drinking Water
Lab ID: 114804 Received: 07/20/16 10:57 Evidence of Cooling:N

Analyte	Result	Limit	Units	MRL	Dil.	Batch	Start/Extract	Analyzed	Notes
---------	--------	-------	-------	-----	------	-------	---------------	----------	-------

Method: EPA 200.8

Copper 0.0175 1.3 mg/L 0.0010 1 28914-23 07/22/16 11:58

Lead ND 0.02 mg/L 0.0002 1 28914-23 07/22/16 11:58

Sample: A121-A-2 Collected: 07/20/16 06:30 Temp: 22 C Matrix: Drinking Water
Lab ID: 114805 Received: 07/20/16 10:57 Evidence of Cooling:N

Analyte	Result	Limit	Units	MRL	Dil.	Batch	Start/Extract	Analyzed	Notes
---------	--------	-------	-------	-----	------	-------	---------------	----------	-------

Method: EPA 200.8

Copper 0.0154 1.3 mg/L 0.0010 1 28914-24 07/22/16 12:00

Lead 0.0002 0.02 mg/L 0.0002 1 28914-24 07/22/16 12:00

Sample: A121-A-3 Collected: 07/20/16 06:31 Temp: 22 C Matrix: Drinking Water
Lab ID: 114806 Received: 07/20/16 10:57 Evidence of Cooling:N

Analyte	Result	Limit	Units	MRL	Dil.	Batch	Start/Extract	Analyzed	Notes
---------	--------	-------	-------	-----	------	-------	---------------	----------	-------

Method: EPA 200.8

Copper	0.0184	1.3	mg/L	0.0010	1	28914-25		07/22/16 12:02	
Lead	0.0002	0.02	mg/L	0.0002	1	28914-25		07/22/16 12:02	

Sample: A121-A-4	Collected: 07/20/16 06:32	Temp: 22 C	Matrix: Drinking Water
Lab ID: 114807	Received: 07/20/16 10:57	Evidence of Cooling:N	

Analyte	Result	Limit	Units	MRL	Dil.	Batch	Start/Extract	Analyzed	Notes
Method: EPA 200.8									
Copper	0.0176	1.3	mg/L	0.0010	1	28914-26		07/22/16 12:04	
Lead	0.0002	0.02	mg/L	0.0002	1	28914-26		07/22/16 12:04	

Sample: A122-A	Collected: 07/20/16 06:33	Temp: 22 C	Matrix: Drinking Water
Lab ID: 114808	Received: 07/20/16 10:57	Evidence of Cooling:N	

Analyte	Result	Limit	Units	MRL	Dil.	Batch	Start/Extract	Analyzed	Notes
Method: EPA 200.8									
Copper	0.0166	1.3	mg/L	0.0010	1	28914-27		07/22/16 12:06	
Lead	ND	0.02	mg/L	0.0002	1	28914-27		07/22/16 12:06	

Sample: A133-A	Collected: 07/20/16 06:34	Temp: 22 C	Matrix: Drinking Water
Lab ID: 114809	Received: 07/20/16 10:57	Evidence of Cooling:N	

Analyte	Result	Limit	Units	MRL	Dil.	Batch	Start/Extract	Analyzed	Notes
Method: EPA 200.8									
Copper	0.285	1.3	mg/L	0.0010	1	28914-28		07/22/16 12:08	
Lead	0.0006	0.02	mg/L	0.0002	1	28914-28		07/22/16 12:08	

Sample: A133-B	Collected: 07/20/16 06:35	Temp: 22 C	Matrix: Drinking Water
Lab ID: 114810	Received: 07/20/16 10:57	Evidence of Cooling:N	

Analyte	Result	Limit	Units	MRL	Dil.	Batch	Start/Extract	Analyzed	Notes
Method: EPA 200.8									
Copper	0.391	1.3	mg/L	0.0010	1	28914-29		07/22/16 12:10	
Lead	0.0017	0.02	mg/L	0.0002	1	28914-29		07/22/16 12:10	

Sample: B101-A	Collected: 07/20/16 06:55	Temp: 22 C	Matrix: Drinking Water
Lab ID: 114811	Received: 07/20/16 10:57	Evidence of Cooling:N	

Analyte	Result	Limit	Units	MRL	Dil.	Batch	Start/Extract	Analyzed	Notes
Method: EPA 200.8									
Copper	0.370	1.3	mg/L	0.0010	1	28914-30		07/22/16 12:12	
Lead	0.0005	0.02	mg/L	0.0002	1	28914-30		07/22/16 12:12	

Sample: B101-B	Collected: 07/20/16 06:56	Temp: 22 C	Matrix: Drinking Water
Lab ID: 114812	Received: 07/20/16 10:57	Evidence of Cooling:N	

Analyte	Result	Limit	Units	MRL	Dil.	Batch	Start/Extract	Analyzed	Notes
Method: EPA 200.8									
Copper	0.464	1.3	mg/L	0.0010	1	28914-35		07/22/16 12:23	
Lead	0.0007	0.02	mg/L	0.0002	1	28914-35		07/22/16 12:23	

Sample: B102-A	Collected: 07/20/16 06:57	Temp: 22 C	Matrix: Drinking Water
Lab ID: 114813	Received: 07/20/16 10:57	Evidence of Cooling:N	

Analyte	Result	Limit	Units	MRL	Dil.	Batch	Start/Extract	Analyzed	Notes
Method: EPA 200.8									
Copper	0.333	1.3	mg/L	0.0010	1	28914-36		07/22/16 12:25	
Lead	0.0003	0.02	mg/L	0.0002	1	28914-36		07/22/16 12:25	

Sample: B102-B	Collected: 07/20/16 06:58	Temp: 22 C	Matrix: Drinking Water
Lab ID: 114814	Received: 07/20/16 10:57	Evidence of Cooling:N	

Analyte	Result	Limit	Units	MRL	Dil.	Batch	Start/Extract	Analyzed	Notes
Method: EPA 200.8									

Copper	0.407	1.3	mg/L	0.0010	1	28914-37	07/22/16 12:27
Lead	0.0002	0.02	mg/L	0.0002	1	28914-37	07/22/16 12:27

Sample: B103-A	Collected: 07/20/16 06:59	Temp: 22 C	Matrix: Drinking Water
Lab ID: 114815	Received: 07/20/16 10:57	Evidence of Cooling:N	

Analyte	Result	Limit	Units	MRL	Dil.	Batch	Start/Extract	Analyzed	Notes
---------	--------	-------	-------	-----	------	-------	---------------	----------	-------

Method: EPA 200.8

Copper	0.336	1.3	mg/L	0.0010	1	28914-38	07/22/16 12:29
Lead	ND	0.02	mg/L	0.0002	1	28914-38	07/22/16 12:29

Sample: B103-B	Collected: 07/20/16 07:00	Temp: 22 C	Matrix: Drinking Water
Lab ID: 114816	Received: 07/20/16 10:57	Evidence of Cooling:N	

Analyte	Result	Limit	Units	MRL	Dil.	Batch	Start/Extract	Analyzed	Notes
---------	--------	-------	-------	-----	------	-------	---------------	----------	-------

Method: EPA 200.8

Copper	0.486	1.3	mg/L	0.0010	1	28914-39	07/22/16 12:31
Lead	0.0003	0.02	mg/L	0.0002	1	28914-39	07/22/16 12:31

Sample: B104-A	Collected: 07/20/16 07:01	Temp: 22 C	Matrix: Drinking Water
Lab ID: 114817	Received: 07/20/16 10:57	Evidence of Cooling:N	

Analyte	Result	Limit	Units	MRL	Dil.	Batch	Start/Extract	Analyzed	Notes
---------	--------	-------	-------	-----	------	-------	---------------	----------	-------

Method: EPA 200.8

Copper	0.317	1.3	mg/L	0.0010	1	28914-40	07/22/16 12:33
Lead	0.0004	0.02	mg/L	0.0002	1	28914-40	07/22/16 12:33

Sample: B104-B	Collected: 07/20/16 07:02	Temp: 22 C	Matrix: Drinking Water
Lab ID: 114818	Received: 07/20/16 10:57	Evidence of Cooling:N	

Analyte	Result	Limit	Units	MRL	Dil.	Batch	Start/Extract	Analyzed	Notes
---------	--------	-------	-------	-----	------	-------	---------------	----------	-------

Method: EPA 200.8

Copper	0.404	1.3	mg/L	0.0010	1	28914-41	07/22/16 12:36
Lead	0.0003	0.02	mg/L	0.0002	1	28914-41	07/22/16 12:36

Sample: B105-A	Collected: 07/20/16 07:03	Temp: 22 C	Matrix: Drinking Water
Lab ID: 114819	Received: 07/20/16 10:57	Evidence of Cooling:N	

Analyte	Result	Limit	Units	MRL	Dil.	Batch	Start/Extract	Analyzed	Notes
---------	--------	-------	-------	-----	------	-------	---------------	----------	-------

Method: EPA 200.8

Copper	0.348	1.3	mg/L	0.0010	1	28914-42	07/22/16 12:38
Lead	0.0003	0.02	mg/L	0.0002	1	28914-42	07/22/16 12:38

Sample: B105-B	Collected: 07/20/16 07:04	Temp: 22 C	Matrix: Drinking Water
Lab ID: 114820	Received: 07/20/16 10:57	Evidence of Cooling:N	

Analyte	Result	Limit	Units	MRL	Dil.	Batch	Start/Extract	Analyzed	Notes
---------	--------	-------	-------	-----	------	-------	---------------	----------	-------

Method: EPA 200.8

Copper	0.443	1.3	mg/L	0.0010	1	28914-43	07/22/16 12:40
Lead	0.0004	0.02	mg/L	0.0002	1	28914-43	07/22/16 12:40

Sample: B106-A	Collected: 07/20/16 07:06	Temp: 22 C	Matrix: Drinking Water
Lab ID: 114821	Received: 07/20/16 10:57	Evidence of Cooling:N	

Analyte	Result	Limit	Units	MRL	Dil.	Batch	Start/Extract	Analyzed	Notes
---------	--------	-------	-------	-----	------	-------	---------------	----------	-------

Method: EPA 200.8

Copper	0.437	1.3	mg/L	0.0010	1	28914-44	07/22/16 12:42
Lead	ND	0.02	mg/L	0.0002	1	28914-44	07/22/16 12:42

Sample: B106-B	Collected: 07/20/16 07:07	Temp: 22 C	Matrix: Drinking Water
Lab ID: 114822	Received: 07/20/16 10:57	Evidence of Cooling:N	

Analyte	Result	Limit	Units	MRL	Dil.	Batch	Start/Extract	Analyzed	Notes
---------	--------	-------	-------	-----	------	-------	---------------	----------	-------

Method: EPA 200.8

Copper	0.625	1.3	mg/L	0.0010	1	28914-49		07/22/16 12:52	
Lead	0.0004	0.02	mg/L	0.0002	1	28914-49		07/22/16 12:52	
Sample: B107-A		Collected: 07/20/16 07:08			Temp: 22 C		Matrix: Drinking Water		
Lab ID: 114823		Received: 07/20/16 10:57			Evidence of Cooling:N				
Analyte	Result	Limit	Units	MRL	Dil.	Batch	Start/Extract	Analyzed	Notes
Method: EPA 200.8									
Copper	0.378	1.3	mg/L	0.0010	1	28914-50		07/22/16 12:55	
Lead	0.0002	0.02	mg/L	0.0002	1	28914-50		07/22/16 12:55	
Sample: B107-B		Collected: 07/20/16 07:09			Temp: 22 C		Matrix: Drinking Water		
Lab ID: 114824		Received: 07/20/16 10:57			Evidence of Cooling:N				
Analyte	Result	Limit	Units	MRL	Dil.	Batch	Start/Extract	Analyzed	Notes
Method: EPA 200.8									
Copper	0.479	1.3	mg/L	0.0010	1	28914-51		07/22/16 12:57	
Lead	0.0002	0.02	mg/L	0.0002	1	28914-51		07/22/16 12:57	
Sample: B108-A		Collected: 07/20/16 07:10			Temp: 22 C		Matrix: Drinking Water		
Lab ID: 114825		Received: 07/20/16 10:57			Evidence of Cooling:N				
Analyte	Result	Limit	Units	MRL	Dil.	Batch	Start/Extract	Analyzed	Notes
Method: EPA 200.8									
Copper	0.370	1.3	mg/L	0.0010	1	28914-52		07/22/16 12:59	
Lead	ND	0.02	mg/L	0.0002	1	28914-52		07/22/16 12:59	
Sample: B108-B		Collected: 07/20/16 07:11			Temp: 22 C		Matrix: Drinking Water		
Lab ID: 114826		Received: 07/20/16 10:57			Evidence of Cooling:N				
Analyte	Result	Limit	Units	MRL	Dil.	Batch	Start/Extract	Analyzed	Notes
Method: EPA 200.8									
Copper	0.437	1.3	mg/L	0.0010	1	28914-53		07/22/16 13:01	
Lead	0.0003	0.02	mg/L	0.0002	1	28914-53		07/22/16 13:01	
Sample: B109-A		Collected: 07/20/16 07:12			Temp: 22 C		Matrix: Drinking Water		
Lab ID: 114827		Received: 07/20/16 10:57			Evidence of Cooling:N				
Analyte	Result	Limit	Units	MRL	Dil.	Batch	Start/Extract	Analyzed	Notes
Method: EPA 200.8									
Copper	0.283	1.3	mg/L	0.0010	1	28914-54		07/22/16 13:03	
Lead	0.0002	0.02	mg/L	0.0002	1	28914-54		07/22/16 13:03	
Sample: B109-B		Collected: 07/20/16 07:13			Temp: 22 C		Matrix: Drinking Water		
Lab ID: 114828		Received: 07/20/16 10:57			Evidence of Cooling:N				
Analyte	Result	Limit	Units	MRL	Dil.	Batch	Start/Extract	Analyzed	Notes
Method: EPA 200.8									
Copper	0.428	1.3	mg/L	0.0010	1	28914-55		07/22/16 13:05	
Lead	0.0002	0.02	mg/L	0.0002	1	28914-55		07/22/16 13:05	
Sample: B110-A		Collected: 07/20/16 07:14			Temp: 22 C		Matrix: Drinking Water		
Lab ID: 114829		Received: 07/20/16 10:57			Evidence of Cooling:N				
Analyte	Result	Limit	Units	MRL	Dil.	Batch	Start/Extract	Analyzed	Notes
Method: EPA 200.8									
Copper	0.368	1.3	mg/L	0.0010	1	28914-56		07/22/16 13:07	
Lead	ND	0.02	mg/L	0.0002	1	28914-56		07/22/16 13:07	
Sample: B110-B		Collected: 07/20/16 07:15			Temp: 22 C		Matrix: Drinking Water		
Lab ID: 114830		Received: 07/20/16 10:57			Evidence of Cooling:N				
Analyte	Result	Limit	Units	MRL	Dil.	Batch	Start/Extract	Analyzed	Notes

Method: EPA 200.8									
Copper	0.443	1.3	mg/L	0.0010	1	28914-57			07/22/16 13:09
Lead	0.0002	0.02	mg/L	0.0002	1	28914-57			07/22/16 13:09
Sample: B111-A		Collected: 07/20/16 07:05				Temp: 22 C		Matrix: Drinking Water	
Lab ID: 114831		Received: 07/20/16 10:57				Evidence of Cooling:N			
Analyte	Result	Limit	Units	MRL	Dil.	Batch	Start/Extract	Analyzed	Notes
Method: EPA 200.8									
Copper	0.433	1.3	mg/L	0.0010	1	28914-58			07/22/16 13:11
Lead	ND	0.02	mg/L	0.0002	1	28914-58			07/22/16 13:11
Sample: B112-A		Collected: 07/20/16 07:16				Temp: 22 C		Matrix: Drinking Water	
Lab ID: 114832		Received: 07/20/16 10:57				Evidence of Cooling:N			
Analyte	Result	Limit	Units	MRL	Dil.	Batch	Start/Extract	Analyzed	Notes
Method: EPA 200.8									
Copper	0.484	1.3	mg/L	0.0010	1	28914-63			07/22/16 13:22
Lead	0.0008	0.02	mg/L	0.0002	1	28914-63			07/22/16 13:22
Sample: B120-A		Collected: 07/20/16 07:17				Temp: 22 C		Matrix: Drinking Water	
Lab ID: 114833		Received: 07/20/16 10:57				Evidence of Cooling:N			
Analyte	Result	Limit	Units	MRL	Dil.	Batch	Start/Extract	Analyzed	Notes
Method: EPA 200.8									
Copper	0.0127	1.3	mg/L	0.0010	1	28914-64			07/22/16 13:24
Lead	ND	0.02	mg/L	0.0002	1	28914-64			07/22/16 13:24
Sample: B121-A-1		Collected: 07/20/16 07:18				Temp: 22 C		Matrix: Drinking Water	
Lab ID: 114834		Received: 07/20/16 10:57				Evidence of Cooling:N			
Analyte	Result	Limit	Units	MRL	Dil.	Batch	Start/Extract	Analyzed	Notes
Method: EPA 200.8									
Copper	0.368	1.3	mg/L	0.0010	1	28914-65			07/22/16 13:26
Lead	0.0002	0.02	mg/L	0.0002	1	28914-65			07/22/16 13:26
Sample: B121-A-2		Collected: 07/20/16 07:19				Temp: 22 C		Matrix: Drinking Water	
Lab ID: 114835		Received: 07/20/16 10:57				Evidence of Cooling:N			
Analyte	Result	Limit	Units	MRL	Dil.	Batch	Start/Extract	Analyzed	Notes
Method: EPA 200.8									
Copper	0.193	1.3	mg/L	0.0010	1	28914-66			07/22/16 13:28
Lead	0.0002	0.02	mg/L	0.0002	1	28914-66			07/22/16 13:28
Sample: B121-A-3		Collected: 07/20/16 07:20				Temp: 22 C		Matrix: Drinking Water	
Lab ID: 114836		Received: 07/20/16 10:57				Evidence of Cooling:N			
Analyte	Result	Limit	Units	MRL	Dil.	Batch	Start/Extract	Analyzed	Notes
Method: EPA 200.8									
Copper	0.139	1.3	mg/L	0.0010	1	28914-67			07/22/16 13:30
Lead	ND	0.02	mg/L	0.0002	1	28914-67			07/22/16 13:30
Sample: B121-A-4		Collected: 07/20/16 07:21				Temp: 22 C		Matrix: Drinking Water	
Lab ID: 114837		Received: 07/20/16 10:57				Evidence of Cooling:N			
Analyte	Result	Limit	Units	MRL	Dil.	Batch	Start/Extract	Analyzed	Notes
Method: EPA 200.8									
Copper	0.160	1.3	mg/L	0.0010	1	28914-68			07/22/16 13:32
Lead	ND	0.02	mg/L	0.0002	1	28914-68			07/22/16 13:32
Sample: B121-C		Collected: 07/20/16 07:22				Temp: 22 C		Matrix: Drinking Water	
Lab ID: 114838		Received: 07/20/16 10:57				Evidence of Cooling:N			
Analyte	Result	Limit	Units	MRL	Dil.	Batch	Start/Extract	Analyzed	Notes

Method: EPA 200.8									
Copper	0.527	1.3	mg/L	0.0010	1	28914-69			07/22/16 13:34
Lead	0.0008	0.02	mg/L	0.0002	1	28914-69			07/22/16 13:34
Sample: B121-D		Collected: 07/20/16 07:23				Temp: 22 C		Matrix: Drinking Water	
Lab ID: 114839		Received: 07/20/16 10:57				Evidence of Cooling:N			
Analyte	Result	Limit	Units	MRL	Dil.	Batch	Start/Extract	Analyzed	Notes
Method: EPA 200.8									
Copper	0.543	1.3	mg/L	0.0010	1	28914-70			07/22/16 13:36
Lead	0.0003	0.02	mg/L	0.0002	1	28914-70			07/22/16 13:36
Sample: B122-A-1		Collected: 07/20/16 07:24				Temp: 22 C		Matrix: Drinking Water	
Lab ID: 114840		Received: 07/20/16 10:57				Evidence of Cooling:N			
Analyte	Result	Limit	Units	MRL	Dil.	Batch	Start/Extract	Analyzed	Notes
Method: EPA 200.8									
Copper	0.0238	1.3	mg/L	0.0010	1	28914-71			07/22/16 13:39
Lead	ND	0.02	mg/L	0.0002	1	28914-71			07/22/16 13:39
Sample: B122-A-2		Collected: 07/20/16 07:25				Temp: 22 C		Matrix: Drinking Water	
Lab ID: 114841		Received: 07/20/16 10:57				Evidence of Cooling:N			
Analyte	Result	Limit	Units	MRL	Dil.	Batch	Start/Extract	Analyzed	Notes
Method: EPA 200.8									
Copper	0.0265	1.3	mg/L	0.0010	1	28914-72			07/22/16 13:41
Lead	ND	0.02	mg/L	0.0002	1	28914-72			07/22/16 13:41
Sample: B122-A-3		Collected: 07/20/16 07:26				Temp: 22 C		Matrix: Drinking Water	
Lab ID: 114842		Received: 07/20/16 10:57				Evidence of Cooling:N			
Analyte	Result	Limit	Units	MRL	Dil.	Batch	Start/Extract	Analyzed	Notes
Method: EPA 200.8									
Copper	0.0409	1.3	mg/L	0.0010	1	28914-77			07/22/16 13:53
Lead	ND	0.02	mg/L	0.0002	1	28914-77			07/22/16 13:53
Sample: B122-A-4		Collected: 07/20/16 07:27				Temp: 22 C		Matrix: Drinking Water	
Lab ID: 114843		Received: 07/20/16 10:57				Evidence of Cooling:N			
Analyte	Result	Limit	Units	MRL	Dil.	Batch	Start/Extract	Analyzed	Notes
Method: EPA 200.8									
Copper	0.0195	1.3	mg/L	0.0010	1	28914-78			07/22/16 13:55
Lead	ND	0.02	mg/L	0.0002	1	28914-78			07/22/16 13:55
Sample: B127-A-1		Collected: 07/20/16 07:28				Temp: 22 C		Matrix: Drinking Water	
Lab ID: 114844		Received: 07/20/16 10:57				Evidence of Cooling:N			
Analyte	Result	Limit	Units	MRL	Dil.	Batch	Start/Extract	Analyzed	Notes
Method: EPA 200.8									
Copper	0.394	1.3	mg/L	0.0010	1	28914-79			07/22/16 13:58
Lead	0.0015	0.02	mg/L	0.0002	1	28914-79			07/22/16 13:58
Sample: B127-A-2		Collected: 07/20/16 07:29				Temp: 22 C		Matrix: Drinking Water	
Lab ID: 114845		Received: 07/20/16 10:57				Evidence of Cooling:N			
Analyte	Result	Limit	Units	MRL	Dil.	Batch	Start/Extract	Analyzed	Notes
Method: EPA 200.8									
Copper	0.0273	1.3	mg/L	0.0010	1	28914-80			07/22/16 14:00
Lead	0.0054	0.02	mg/L	0.0002	1	28914-80			07/22/16 14:00
Sample: B127-A-3		Collected: 07/20/16 07:30				Temp: 22 C		Matrix: Drinking Water	
Lab ID: 114846		Received: 07/20/16 10:57				Evidence of Cooling:N			

Analyte	Result	Limit	Units	MRL	Dil.	Batch	Start/Extract	Analyzed	Notes
Method: EPA 200.8									
Copper	0.274	1.3	mg/L	0.0010	1	28914-81		07/22/16 14:02	
Lead	0.0026	0.02	mg/L	0.0002	1	28914-81		07/22/16 14:02	
Sample: B127-A-4		Collected: 07/20/16 07:31			Temp: 22 C		Matrix: Drinking Water		
Lab ID: 114847		Received: 07/20/16 10:57			Evidence of Cooling:N				
Analyte	Result	Limit	Units	MRL	Dil.	Batch	Start/Extract	Analyzed	Notes
Method: EPA 200.8									
Copper	0.0381	1.3	mg/L	0.0010	1	28914-82		07/22/16 14:04	
Lead	0.0038	0.02	mg/L	0.0002	1	28914-82		07/22/16 14:04	
Sample: B127-A-5		Collected: 07/20/16 07:32			Temp: 22 C		Matrix: Drinking Water		
Lab ID: 114848		Received: 07/20/16 10:57			Evidence of Cooling:N				
Analyte	Result	Limit	Units	MRL	Dil.	Batch	Start/Extract	Analyzed	Notes
Method: EPA 200.8									
Copper	0.0239	1.3	mg/L	0.0010	1	28914-83		07/22/16 14:06	
Lead	0.0122	0.02	mg/L	0.0002	1	28914-83		07/22/16 14:06	
Sample: C101-A		Collected: 07/20/16 06:38			Temp: 22 C		Matrix: Drinking Water		
Lab ID: 114849		Received: 07/20/16 10:57			Evidence of Cooling:N				
Analyte	Result	Limit	Units	MRL	Dil.	Batch	Start/Extract	Analyzed	Notes
Method: EPA 200.8									
Copper	0.337	1.3	mg/L	0.0010	1	28914-84		07/22/16 14:08	
Lead	0.0007	0.02	mg/L	0.0002	1	28914-84		07/22/16 14:08	
Sample: C101-B		Collected: 07/20/16 06:39			Temp: 22 C		Matrix: Drinking Water		
Lab ID: 114850		Received: 07/20/16 10:57			Evidence of Cooling:N				
Analyte	Result	Limit	Units	MRL	Dil.	Batch	Start/Extract	Analyzed	Notes
Method: EPA 200.8									
Copper	0.394	1.3	mg/L	0.0010	1	28914-85		07/22/16 14:10	
Lead	0.0002	0.02	mg/L	0.0002	1	28914-85		07/22/16 14:10	
Sample: C102-A		Collected: 07/20/16 06:40			Temp: 22 C		Matrix: Drinking Water		
Lab ID: 114851		Received: 07/20/16 10:57			Evidence of Cooling:N				
Analyte	Result	Limit	Units	MRL	Dil.	Batch	Start/Extract	Analyzed	Notes
Method: EPA 200.8									
Copper	0.260	1.3	mg/L	0.0010	1	28914-86		07/22/16 14:12	
Lead	0.0003	0.02	mg/L	0.0002	1	28914-86		07/22/16 14:12	
Sample: C102-B		Collected: 07/20/16 06:41			Temp: 22 C		Matrix: Drinking Water		
Lab ID: 114852		Received: 07/20/16 10:57			Evidence of Cooling:N				
Analyte	Result	Limit	Units	MRL	Dil.	Batch	Start/Extract	Analyzed	Notes
Method: EPA 200.8									
Copper	0.330	1.3	mg/L	0.0010	1	28914-91		07/22/16 14:23	
Lead	0.0002	0.02	mg/L	0.0002	1	28914-91		07/22/16 14:23	
Sample: C103-A		Collected: 07/20/16 06:42			Temp: 22 C		Matrix: Drinking Water		
Lab ID: 114853		Received: 07/20/16 10:57			Evidence of Cooling:N				
Analyte	Result	Limit	Units	MRL	Dil.	Batch	Start/Extract	Analyzed	Notes
Method: EPA 200.8									
Copper	0.348	1.3	mg/L	0.0010	1	28914-92		07/22/16 14:25	
Lead	0.0004	0.02	mg/L	0.0002	1	28914-92		07/22/16 14:25	
Sample: C103-B		Collected: 07/20/16 06:43			Temp: 22 C		Matrix: Drinking Water		

Lab ID: 114854		Received: 07/20/16 10:57				Evidence of Cooling:N			
Analyte	Result	Limit	Units	MRL	Dil.	Batch	Start/Extract	Analyzed	Notes
Method: EPA 200.8									
Copper	0.460	1.3	mg/L	0.0010	1	28914-93		07/22/16 14:27	
Lead	ND	0.02	mg/L	0.0002	1	28914-93		07/22/16 14:27	
Sample: C104-A		Collected: 07/20/16 06:44				Temp: 22 C		Matrix: Drinking Water	
Lab ID: 114855		Received: 07/20/16 10:57				Evidence of Cooling:N			
Analyte	Result	Limit	Units	MRL	Dil.	Batch	Start/Extract	Analyzed	Notes
Method: EPA 200.8									
Copper	0.398	1.3	mg/L	0.0010	1	28914-94		07/22/16 14:29	
Lead	0.0004	0.02	mg/L	0.0002	1	28914-94		07/22/16 14:29	
Sample: C104-B		Collected: 07/20/16 06:45				Temp: 22 C		Matrix: Drinking Water	
Lab ID: 114856		Received: 07/20/16 10:57				Evidence of Cooling:N			
Analyte	Result	Limit	Units	MRL	Dil.	Batch	Start/Extract	Analyzed	Notes
Method: EPA 200.8									
Copper	0.428	1.3	mg/L	0.0010	1	28914-95		07/22/16 14:32	
Lead	0.0002	0.02	mg/L	0.0002	1	28914-95		07/22/16 14:32	
Sample: C105-A		Collected: 07/20/16 06:46				Temp: 22 C		Matrix: Drinking Water	
Lab ID: 114857		Received: 07/20/16 10:57				Evidence of Cooling:N			
Analyte	Result	Limit	Units	MRL	Dil.	Batch	Start/Extract	Analyzed	Notes
Method: EPA 200.8									
Copper	0.199	1.3	mg/L	0.0010	1	28914-96		07/22/16 14:34	
Lead	0.0004	0.02	mg/L	0.0002	1	28914-96		07/22/16 14:34	
Sample: C105-B		Collected: 07/20/16 06:47				Temp: 22 C		Matrix: Drinking Water	
Lab ID: 114858		Received: 07/20/16 10:57				Evidence of Cooling:N			
Analyte	Result	Limit	Units	MRL	Dil.	Batch	Start/Extract	Analyzed	Notes
Method: EPA 200.8									
Copper	0.190	1.3	mg/L	0.0010	1	28914-97		07/22/16 14:36	
Lead	0.0003	0.02	mg/L	0.0002	1	28914-97		07/22/16 14:36	
Sample: C106-A		Collected: 07/20/16 06:48				Temp: 22 C		Matrix: Drinking Water	
Lab ID: 114859		Received: 07/20/16 10:57				Evidence of Cooling:N			
Analyte	Result	Limit	Units	MRL	Dil.	Batch	Start/Extract	Analyzed	Notes
Method: EPA 200.8									
Copper	0.370	1.3	mg/L	0.0010	1	28914-98		07/22/16 14:38	
Lead	0.0005	0.02	mg/L	0.0002	1	28914-98		07/22/16 14:38	
Sample: C106-C		Collected: 07/20/16 06:49				Temp: 22 C		Matrix: Drinking Water	
Lab ID: 114860		Received: 07/20/16 10:57				Evidence of Cooling:N			
Analyte	Result	Limit	Units	MRL	Dil.	Batch	Start/Extract	Analyzed	Notes
Method: EPA 200.8									
Copper	0.264	1.3	mg/L	0.0010	1	28914-99		07/22/16 14:40	
Lead	0.0002	0.02	mg/L	0.0002	1	28914-99		07/22/16 14:40	
Sample: C106-D		Collected: 07/20/16 06:50				Temp: 22 C		Matrix: Drinking Water	
Lab ID: 114861		Received: 07/20/16 10:57				Evidence of Cooling:N			
Analyte	Result	Limit	Units	MRL	Dil.	Batch	Start/Extract	Analyzed	Notes
Method: EPA 200.8									
Copper	0.319	1.3	mg/L	0.0010	1	28914-100		07/22/16 14:42	
Lead	0.0002	0.02	mg/L	0.0002	1	28914-100		07/22/16 14:42	

Sample: C109-A-1 Lab ID: 114862		Collected: 07/20/16 06:51 Received: 07/20/16 10:57				Temp: 22 C Evidence of Cooling:N		Matrix: Drinking Water	
Analyte	Result	Limit	Units	MRL	Dil.	Batch	Start/Extract	Analyzed	Notes
Method: EPA 200.8									
Copper	0.0143	1.3	mg/L	0.0010	1	28914-105		07/22/16 14:53	
Lead	0.0046	0.02	mg/L	0.0002	1	28914-105		07/22/16 14:53	
Sample: C109-A-2 Lab ID: 114863		Collected: 07/20/16 06:52 Received: 07/20/16 10:57				Temp: 22 C Evidence of Cooling:N		Matrix: Drinking Water	
Analyte	Result	Limit	Units	MRL	Dil.	Batch	Start/Extract	Analyzed	Notes
Method: EPA 200.8									
Copper	0.170	1.3	mg/L	0.0010	1	28914-106		07/22/16 14:55	
Lead	0.0115	0.02	mg/L	0.0002	1	28914-106		07/22/16 14:55	
Sample: C111-A Lab ID: 114864		Collected: 07/20/16 06:53 Received: 07/20/16 10:57				Temp: 22 C Evidence of Cooling:N		Matrix: Drinking Water	
Analyte	Result	Limit	Units	MRL	Dil.	Batch	Start/Extract	Analyzed	Notes
Method: EPA 200.8									
Copper	0.0171	1.3	mg/L	0.0010	1	28914-107		07/22/16 14:57	
Lead	ND	0.02	mg/L	0.0002	1	28914-107		07/22/16 14:57	
Sample: B202-A Lab ID: 114865		Collected: 07/20/16 07:33 Received: 07/20/16 10:57				Temp: 22 C Evidence of Cooling:N		Matrix: Drinking Water	
Analyte	Result	Limit	Units	MRL	Dil.	Batch	Start/Extract	Analyzed	Notes
Method: EPA 200.8									
Copper	0.265	1.3	mg/L	0.0010	1	28914-108		07/22/16 14:59	
Lead	0.0003	0.02	mg/L	0.0002	1	28914-108		07/22/16 14:59	
Sample: B202-B Lab ID: 114866		Collected: 07/20/16 07:34 Received: 07/20/16 10:57				Temp: 22 C Evidence of Cooling:N		Matrix: Drinking Water	
Analyte	Result	Limit	Units	MRL	Dil.	Batch	Start/Extract	Analyzed	Notes
Method: EPA 200.8									
Copper	0.576	1.3	mg/L	0.0010	1	28914-109		07/22/16 15:02	
Lead	0.0245	0.02	mg/L	0.0002	1	28914-109		07/22/16 15:02	
Sample: B203-A Lab ID: 114867		Collected: 07/20/16 07:35 Received: 07/20/16 10:57				Temp: 22 C Evidence of Cooling:N		Matrix: Drinking Water	
Analyte	Result	Limit	Units	MRL	Dil.	Batch	Start/Extract	Analyzed	Notes
Method: EPA 200.8									
Copper	0.335	1.3	mg/L	0.0010	1	28914-110		07/22/16 15:04	
Lead	0.0002	0.02	mg/L	0.0002	1	28914-110		07/22/16 15:04	
Sample: B203-B Lab ID: 114868		Collected: 07/20/16 07:36 Received: 07/20/16 10:57				Temp: 22 C Evidence of Cooling:N		Matrix: Drinking Water	
Analyte	Result	Limit	Units	MRL	Dil.	Batch	Start/Extract	Analyzed	Notes
Method: EPA 200.8									
Copper	0.388	1.3	mg/L	0.0010	1	28914-111		07/22/16 15:06	
Lead	0.0002	0.02	mg/L	0.0002	1	28914-111		07/22/16 15:06	
Sample: B204-A Lab ID: 114869		Collected: 07/20/16 07:37 Received: 07/20/16 10:57				Temp: 22 C Evidence of Cooling:N		Matrix: Drinking Water	
Analyte	Result	Limit	Units	MRL	Dil.	Batch	Start/Extract	Analyzed	Notes
Method: EPA 200.8									
Copper	0.311	1.3	mg/L	0.0010	1	28914-112		07/22/16 15:08	
Lead	0.0017	0.02	mg/L	0.0002	1	28914-112		07/22/16 15:08	

Sample: B204-B		Collected: 07/20/16 07:38				Temp: 22 C		Matrix: Drinking Water	
Lab ID: 114870		Received: 07/20/16 10:57				Evidence of Cooling:N			
Analyte	Result	Limit	Units	MRL	Dil.	Batch	Start/Extract	Analyzed	Notes
Method: EPA 200.8									
Copper	0.436	1.3	mg/L	0.0010	1	28914-113		07/22/16 15:10	
Lead	ND	0.02	mg/L	0.0002	1	28914-113		07/22/16 15:10	
Sample: B205-A		Collected: 07/20/16 07:39				Temp: 22 C		Matrix: Drinking Water	
Lab ID: 114871		Received: 07/20/16 10:57				Evidence of Cooling:N			
Analyte	Result	Limit	Units	MRL	Dil.	Batch	Start/Extract	Analyzed	Notes
Method: EPA 200.8									
Copper	0.372	1.3	mg/L	0.0010	1	28914-114		07/22/16 15:12	
Lead	0.0004	0.02	mg/L	0.0002	1	28914-114		07/22/16 15:12	
Sample: B205-B		Collected: 07/20/16 07:40				Temp: 22 C		Matrix: Drinking Water	
Lab ID: 114872		Received: 07/20/16 10:57				Evidence of Cooling:N			
Analyte	Result	Limit	Units	MRL	Dil.	Batch	Start/Extract	Analyzed	Notes
Method: EPA 200.8									
Copper	0.405	1.3	mg/L	0.0010	1	28914-119		07/22/16 15:23	
Lead	ND	0.02	mg/L	0.0002	1	28914-119		07/22/16 15:23	
Sample: B206-A		Collected: 07/20/16 07:42				Temp: 22 C		Matrix: Drinking Water	
Lab ID: 114873		Received: 07/20/16 10:57				Evidence of Cooling:N			
Analyte	Result	Limit	Units	MRL	Dil.	Batch	Start/Extract	Analyzed	Notes
Method: EPA 200.8									
Copper	0.450	1.3	mg/L	0.0010	1	28914-120		07/22/16 15:25	
Lead	0.0003	0.02	mg/L	0.0002	1	28914-120		07/22/16 15:25	
Sample: B206-B		Collected: 07/20/16 07:43				Temp: 22 C		Matrix: Drinking Water	
Lab ID: 114874		Received: 07/20/16 10:57				Evidence of Cooling:N			
Analyte	Result	Limit	Units	MRL	Dil.	Batch	Start/Extract	Analyzed	Notes
Method: EPA 200.8									
Copper	0.516	1.3	mg/L	0.0010	1	28914-121		07/22/16 15:28	
Lead	0.0008	0.02	mg/L	0.0002	1	28914-121		07/22/16 15:28	
Sample: B207-A		Collected: 07/20/16 07:44				Temp: 22 C		Matrix: Drinking Water	
Lab ID: 114875		Received: 07/20/16 10:57				Evidence of Cooling:N			
Analyte	Result	Limit	Units	MRL	Dil.	Batch	Start/Extract	Analyzed	Notes
Method: EPA 200.8									
Copper	0.361	1.3	mg/L	0.0010	1	28914-122		07/22/16 15:30	
Lead	0.0003	0.02	mg/L	0.0002	1	28914-122		07/22/16 15:30	
Sample: B207-B		Collected: 07/20/16 07:45				Temp: 22 C		Matrix: Drinking Water	
Lab ID: 114876		Received: 07/20/16 10:57				Evidence of Cooling:N			
Analyte	Result	Limit	Units	MRL	Dil.	Batch	Start/Extract	Analyzed	Notes
Method: EPA 200.8									
Copper	0.439	1.3	mg/L	0.0010	1	28914-123		07/22/16 15:32	
Lead	0.0003	0.02	mg/L	0.0002	1	28914-123		07/22/16 15:32	
Sample: B208-A		Collected: 07/20/16 07:46				Temp: 22 C		Matrix: Drinking Water	
Lab ID: 114877		Received: 07/20/16 10:57				Evidence of Cooling:N			
Analyte	Result	Limit	Units	MRL	Dil.	Batch	Start/Extract	Analyzed	Notes
Method: EPA 200.8									
Copper	0.348	1.3	mg/L	0.0010	1	28914-124		07/22/16 15:34	
Lead	0.0003	0.02	mg/L	0.0002	1	28914-124		07/22/16 15:34	

Sample: B208-B		Collected: 07/20/16 07:47				Temp: 22 C		Matrix: Drinking Water	
Lab ID: 114878		Received: 07/20/16 10:57				Evidence of Cooling:N			
Analyte	Result	Limit	Units	MRL	Dil.	Batch	Start/Extract	Analyzed	Notes
Method: EPA 200.8									
Copper	0.448	1.3	mg/L	0.0010	1	28914-125		07/22/16 15:36	
Lead	ND	0.02	mg/L	0.0002	1	28914-125		07/22/16 15:36	
Sample: B209-A		Collected: 07/20/16 07:48				Temp: 22 C		Matrix: Drinking Water	
Lab ID: 114879		Received: 07/20/16 10:57				Evidence of Cooling:N			
Analyte	Result	Limit	Units	MRL	Dil.	Batch	Start/Extract	Analyzed	Notes
Method: EPA 200.8									
Copper	0.349	1.3	mg/L	0.0010	1	28914-126		07/22/16 15:38	
Lead	0.0002	0.02	mg/L	0.0002	1	28914-126		07/22/16 15:38	
Sample: B209-B		Collected: 07/20/16 07:49				Temp: 22 C		Matrix: Drinking Water	
Lab ID: 114880		Received: 07/20/16 10:57				Evidence of Cooling:N			
Analyte	Result	Limit	Units	MRL	Dil.	Batch	Start/Extract	Analyzed	Notes
Method: EPA 200.8									
Copper	0.478	1.3	mg/L	0.0010	1	28914-127		07/22/16 15:40	
Lead	ND	0.02	mg/L	0.0002	1	28914-127		07/22/16 15:40	
Sample: B211-A		Collected: 07/20/16 07:41				Temp: 22 C		Matrix: Drinking Water	
Lab ID: 114881		Received: 07/20/16 10:57				Evidence of Cooling:N			
Analyte	Result	Limit	Units	MRL	Dil.	Batch	Start/Extract	Analyzed	Notes
Method: EPA 200.8									
Copper	0.331	1.3	mg/L	0.0010	1	28914-128		07/22/16 15:43	
Lead	ND	0.02	mg/L	0.0002	1	28914-128		07/22/16 15:43	
Sample: B212-A		Collected: 07/20/16 07:50				Temp: 22 C		Matrix: Drinking Water	
Lab ID: 114882		Received: 07/20/16 10:57				Evidence of Cooling:N			
Analyte	Result	Limit	Units	MRL	Dil.	Batch	Start/Extract	Analyzed	Notes
Method: EPA 200.8									
Copper	0.416	1.3	mg/L	0.0010	1	28914-133		07/22/16 15:56	
Lead	0.0004	0.02	mg/L	0.0002	1	28914-133		07/22/16 15:56	
Sample: B218-C		Collected: 07/20/16 07:52				Temp: 22 C		Matrix: Drinking Water	
Lab ID: 114883		Received: 07/20/16 10:57				Evidence of Cooling:N			
Analyte	Result	Limit	Units	MRL	Dil.	Batch	Start/Extract	Analyzed	Notes
Method: EPA 200.8									
Copper	0.168	1.3	mg/L	0.0010	1	28914-134		07/22/16 15:58	
Lead	ND	0.02	mg/L	0.0002	1	28914-134		07/22/16 15:58	
Sample: B218-D		Collected: 07/20/16 07:53				Temp: 22 C		Matrix: Drinking Water	
Lab ID: 114884		Received: 07/20/16 10:57				Evidence of Cooling:N			
Analyte	Result	Limit	Units	MRL	Dil.	Batch	Start/Extract	Analyzed	Notes
Method: EPA 200.8									
Copper	0.237	1.3	mg/L	0.0010	1	28914-135		07/22/16 16:00	
Lead	ND	0.02	mg/L	0.0002	1	28914-135		07/22/16 16:00	
Sample: B220-A		Collected: 07/20/16 07:51				Temp: 22 C		Matrix: Drinking Water	
Lab ID: 114885		Received: 07/20/16 10:57				Evidence of Cooling:N			
Analyte	Result	Limit	Units	MRL	Dil.	Batch	Start/Extract	Analyzed	Notes
Method: EPA 200.8									
Copper	0.0148	1.3	mg/L	0.0010	1	28914-136		07/22/16 16:02	
Lead	ND	0.02	mg/L	0.0002	1	28914-136		07/22/16 16:02	

Sample: B221-A-1		Collected: 07/20/16 07:54				Temp: 22 C		Matrix: Drinking Water	
Lab ID: 114886		Received: 07/20/16 10:57				Evidence of Cooling:N			
Analyte	Result	Limit	Units	MRL	Dil.	Batch	Start/Extract	Analyzed	Notes
Method: EPA 200.8									
Copper	0.224	1.3	mg/L	0.0010	1	28914-137		07/22/16 16:04	
Lead	ND	0.02	mg/L	0.0002	1	28914-137		07/22/16 16:04	
Sample: B221-A-2		Collected: 07/20/16 07:55				Temp: 22 C		Matrix: Drinking Water	
Lab ID: 114887		Received: 07/20/16 10:57				Evidence of Cooling:N			
Analyte	Result	Limit	Units	MRL	Dil.	Batch	Start/Extract	Analyzed	Notes
Method: EPA 200.8									
Copper	0.374	1.3	mg/L	0.0010	1	28914-138		07/22/16 16:07	
Lead	0.0019	0.02	mg/L	0.0002	1	28914-138		07/22/16 16:07	
Sample: B221-A-3		Collected: 07/20/16 07:56				Temp: 22 C		Matrix: Drinking Water	
Lab ID: 114888		Received: 07/20/16 10:57				Evidence of Cooling:N			
Analyte	Result	Limit	Units	MRL	Dil.	Batch	Start/Extract	Analyzed	Notes
Method: EPA 200.8									
Copper	0.235	1.3	mg/L	0.0010	1	28914-139		07/22/16 16:09	
Lead	ND	0.02	mg/L	0.0002	1	28914-139		07/22/16 16:09	
Sample: B221-A-4		Collected: 07/20/16 07:57				Temp: 22 C		Matrix: Drinking Water	
Lab ID: 114889		Received: 07/20/16 10:57				Evidence of Cooling:N			
Analyte	Result	Limit	Units	MRL	Dil.	Batch	Start/Extract	Analyzed	Notes
Method: EPA 200.8									
Copper	0.170	1.3	mg/L	0.0010	1	28914-140		07/22/16 16:11	
Lead	0.0002	0.02	mg/L	0.0002	1	28914-140		07/22/16 16:11	
Sample: B222-A-1		Collected: 07/20/16 07:58				Temp: 22 C		Matrix: Drinking Water	
Lab ID: 114890		Received: 07/20/16 10:57				Evidence of Cooling:N			
Analyte	Result	Limit	Units	MRL	Dil.	Batch	Start/Extract	Analyzed	Notes
Method: EPA 200.8									
Copper	0.276	1.3	mg/L	0.0010	1	28914-141		07/22/16 16:13	
Lead	0.0002	0.02	mg/L	0.0002	1	28914-141		07/22/16 16:13	
Sample: B222-A-2		Collected: 07/20/16 07:59				Temp: 22 C		Matrix: Drinking Water	
Lab ID: 114891		Received: 07/20/16 10:57				Evidence of Cooling:N			
Analyte	Result	Limit	Units	MRL	Dil.	Batch	Start/Extract	Analyzed	Notes
Method: EPA 200.8									
Copper	0.171	1.3	mg/L	0.0010	1	28914-142		07/22/16 16:15	
Lead	ND	0.02	mg/L	0.0002	1	28914-142		07/22/16 16:15	
Sample: B222-A-3		Collected: 07/20/16 08:00				Temp: 22 C		Matrix: Drinking Water	
Lab ID: 114892		Received: 07/20/16 10:57				Evidence of Cooling:N			
Analyte	Result	Limit	Units	MRL	Dil.	Batch	Start/Extract	Analyzed	Notes
Method: EPA 200.8									
Copper	0.268	1.3	mg/L	0.0010	1	28914-147		07/22/16 16:26	
Lead	0.0006	0.02	mg/L	0.0002	1	28914-147		07/22/16 16:26	
Sample: B222-A-4		Collected: 07/20/16 08:01				Temp: 22 C		Matrix: Drinking Water	
Lab ID: 114893		Received: 07/20/16 10:57				Evidence of Cooling:N			
Analyte	Result	Limit	Units	MRL	Dil.	Batch	Start/Extract	Analyzed	Notes
Method: EPA 200.8									
Copper	0.0352	1.3	mg/L	0.0010	1	28914-148		07/22/16 16:28	
Lead	ND	0.02	mg/L	0.0002	1	28914-148		07/22/16 16:28	

Sample: B227-A-1		Collected: 07/20/16 08:02				Temp: 22 C		Matrix: Drinking Water	
Lab ID: 114894		Received: 07/20/16 10:57				Evidence of Cooling:N			
Analyte	Result	Limit	Units	MRL	Dil.	Batch	Start/Extract	Analyzed	Notes
Method: EPA 200.8									
Copper	0.229	1.3	mg/L	0.0010	1	28914-149		07/22/16 16:30	
Lead	0.0175	0.02	mg/L	0.0002	1	28914-149		07/22/16 16:30	
Sample: B227-A-2		Collected: 07/20/16 08:03				Temp: 22 C		Matrix: Drinking Water	
Lab ID: 114895		Received: 07/20/16 10:57				Evidence of Cooling:N			
Analyte	Result	Limit	Units	MRL	Dil.	Batch	Start/Extract	Analyzed	Notes
Method: EPA 200.8									
Copper	0.0261	1.3	mg/L	0.0010	1	28914-150		07/22/16 16:32	
Lead	0.0028	0.02	mg/L	0.0002	1	28914-150		07/22/16 16:32	
Sample: B227-A-3		Collected: 07/20/16 08:04				Temp: 22 C		Matrix: Drinking Water	
Lab ID: 114896		Received: 07/20/16 10:57				Evidence of Cooling:N			
Analyte	Result	Limit	Units	MRL	Dil.	Batch	Start/Extract	Analyzed	Notes
Method: EPA 200.8									
Copper	0.334	1.3	mg/L	0.0010	1	28914-151		07/22/16 16:35	
Lead	0.0011	0.02	mg/L	0.0002	1	28914-151		07/22/16 16:35	

Abbreviations

MRL Method Reporting Limit

ND None Detected at or above the MRL


Limit Maximum Contamination Level (Limit) - The water is considered safe for drinking if the analytical results are below this federal recommended action level.

Units of Measure:


mg/L Milligrams Per Liter


Chain of Custody Record-Water Samples
018-Trillium Creek Primary School: 1025 Rosemont Rd., West Linn, OR 97068

Location/Site	Date Collected	Collector's Name	Time	Date Delivered
A106-A	7/20/2016	Jeff Chambers	6:15 AM	7/20/2016
A110-A	7/20/2016	Jeff Chambers	6:17 AM	7/20/2016
A111-A	7/20/2016	Jeff Chambers	6:18 AM	7/20/2016
A112-A	7/20/2016	Jeff Chambers	6:19 AM	7/20/2016
A117-A	7/20/2016	Jeff Chambers	6:20 AM	7/20/2016
A119-A	7/20/2016	Jeff Chambers	6:21 AM	7/20/2016
A120A-C	7/20/2016	Jeff Chambers	6:23 AM	7/20/2016
A120A-D	7/20/2016	Jeff Chambers	6:24 AM	7/20/2016
A120-A-1	7/20/2016	Jeff Chambers	6:25 AM	7/20/2016
A120-A-2	7/20/2016	Jeff Chambers	6:26 AM	7/20/2016
A120-A-3	7/20/2016	Jeff Chambers	6:27 AM	7/20/2016
A120-A-4	7/20/2016	Jeff Chambers	6:28 AM	7/20/2016
A121-A-1	7/20/2016	Jeff Chambers	6:29 AM	7/20/2016
A121-A-2	7/20/2016	Jeff Chambers	6:30 AM	7/20/2016
A121-A-3	7/20/2016	Jeff Chambers	6:31 AM	7/20/2016
A121-A-4	7/20/2016	Jeff Chambers	6:32 AM	7/20/2016
A122-A	7/20/2016	Jeff Chambers	6:33 AM	7/20/2016
A133-A	7/20/2016	Jeff Chambers	6:34 AM	7/20/2016
A133-B	7/20/2016	Jeff Chambers	6:35 AM	7/20/2016
B101-A	7/20/2016	Jeff Chambers	6:55 AM	7/20/2016
B101-B	7/20/2016	Jeff Chambers	6:56 AM	7/20/2016
B102-A	7/20/2016	Jeff Chambers	6:57 AM	7/20/2016
B102-B	7/20/2016	Jeff Chambers	6:58 AM	7/20/2016
B103-A	7/20/2016	Jeff Chambers	6:59 AM	7/20/2016
B103-B	7/20/2016	Jeff Chambers	7:00 AM	7/20/2016
B104-A	7/20/2016	Jeff Chambers	7:01 AM	7/20/2016
B104-B	7/20/2016	Jeff Chambers	7:02 AM	7/20/2016
B105-A	7/20/2016	Jeff Chambers	7:03 AM	7/20/2016
B105-B	7/20/2016	Jeff Chambers	7:04 AM	7/20/2016
B106-A	7/20/2016	Jeff Chambers	7:06 AM	7/20/2016
B106-B	7/20/2016	Jeff Chambers	7:07 AM	7/20/2016
B107-A	7/20/2016	Jeff Chambers	7:08 AM	7/20/2016
B107-B	7/20/2016	Jeff Chambers	7:09 AM	7/20/2016
B108-A	7/20/2016	Jeff Chambers	7:10 AM	7/20/2016
B108-B	7/20/2016	Jeff Chambers	7:11 AM	7/20/2016



WestLinnSC
 6072015
 page 1 of 3


 Collector's Signature 7-20-16
 Date



 Laboratory Signature 7/20/16, 1057
 Date

22°C


Chain of Custody Record-Water Samples
018-Trillium Creek Primary School: 1025 Rosemont Rd., West Linn, OR 97068

B109-A	7/20/2016	Jeff Chambers	7:12 AM	7/20/2016
B109-B	7/20/2016	Jeff Chambers	7:13\	7/20/2016
B110-A	7/20/2016	Jeff Chambers	7:14 AM	7/20/2016
B110-B	7/20/2016	Jeff Chambers	7:15 AM	7/20/2016
B111-A	7/20/2016	Jeff Chambers	7:05 AM	7/20/2016
B112-A	7/20/2016	Jeff Chambers	7:16 AM	7/20/2016
B120-A	7/20/2016	Jeff Chambers	7:17 AM	7/20/2016
B121-A-1	7/20/2016	Jeff Chambers	7:18 AM	7/20/2016
B121-A-2	7/20/2016	Jeff Chambers	7:19 AM	7/20/2016
B121-A-3	7/20/2016	Jeff Chambers	7:20 AM	7/20/2016
B121-A-4	7/20/2016	Jeff Chambers	7:21 AM	7/20/2016
B121-C	7/20/2016	Jeff Chambers	7:22 AM	7/20/2016
B121-D	7/20/2016	Jeff Chambers	7:23 AM	7/20/2016
B122-A-1	7/20/2016	Jeff Chambers	7:24 AM	7/20/2016
B122-A-2	7/20/2016	Jeff Chambers	7:25 AM	7/20/2016
B122-A-3	7/20/2016	Jeff Chambers	7:26 AM	7/20/2016
B122-A-4	7/20/2016	Jeff Chambers	7:27 AM	7/20/2016
B127-A-1	7/20/2016	Jeff Chambers	7:28 AM	7/20/2016
B127-A-2	7/20/2016	Jeff Chambers	7:29 AM	7/20/2016
B127-A-3	7/20/2016	Jeff Chambers	7:30 AM	7/20/2016
B127-A-4	7/20/2016	Jeff Chambers	7:31 AM	7/20/2016
B127-A-5	7/20/2016	Jeff Chambers	7:32 AM	7/20/2016
C101-A	7/20/2016	Jeff Chambers	6:38 AM	7/20/2016
C101-B	7/20/2016	Jeff Chambers	6:39 AM	7/20/2016
C102-A	7/20/2016	Jeff Chambers	6:40 AM	7/20/2016
C102-B	7/20/2016	Jeff Chambers	6:41 AM	7/20/2016
C103-A	7/20/2016	Jeff Chambers	6:42 AM	7/20/2016
C103-B	7/20/2016	Jeff Chambers	6:43 AM	7/20/2016
C104-A	7/20/2016	Jeff Chambers	6:44 AM	7/20/2016
C104-B	7/20/2016	Jeff Chambers	6:45 AM	7/20/2016
C105-A	7/20/2016	Jeff Chambers	6:46 AM	7/20/2016
C105-B	7/20/2016	Jeff Chambers	6:47 AM	7/20/2016
C106-A	7/20/2016	Jeff Chambers	6:48 AM	7/20/2016
C106-C	7/20/2016	Jeff Chambers	6:49 AM	7/20/2016
C106-D	7/20/2016	Jeff Chambers	6:50 AM	7/20/2016
C109-A-1	7/20/2016	Jeff Chambers	6:51 AM	7/20/2016

Westlinn Sc
 6/22/2016
 page 2 of 3


 Collector's Signature

7-20-16
 Date


 Laboratory Signature

7/20/16, 1057
 Date

22°C


Chain of Custody Record-Water Samples
018-Trillium Creek Primary School: 1025 Rosemont Rd., West Linn, OR 97068

C109-A-2	7/20/2016	Jeff Chambers	6:52 AM	7/20/2016
C111-A	7/20/2016	Jeff Chambers	6:53 AM	7/20/2016
B202-A	7/20/2016	Jeff Chambers	7:33 AM	7/20/2016
B202-B	7/20/2016	Jeff Chambers	7:34 AM	7/20/2016
B203-A	7/20/2016	Jeff Chambers	7:35 AM	7/20/2016
B203-B	7/20/2016	Jeff Chambers	7:36 AM	7/20/2016
B204-A	7/20/2016	Jeff Chambers	7:37 AM	7/20/2016
B204-B	7/20/2016	Jeff Chambers	7:38 AM	7/20/2016
B205-A	7/20/2016	Jeff Chambers	7:39 AM	7/20/2016
B205-B	7/20/2016	Jeff Chambers	7:40 AM	7/20/2016
B206-A	7/20/2016	Jeff Chambers	7:42 AM	7/20/2016
B206-B	7/20/2016	Jeff Chambers	7:43 AM	7/20/2016
B207-A	7/20/2016	Jeff Chambers	7:44 AM	7/20/2016
B207-B	7/20/2016	Jeff Chambers	7:45 AM	7/20/2016
B208-A	7/20/2016	Jeff Chambers	7:46 AM	7/20/2016
B208-B	7/20/2016	Jeff Chambers	7:47 AM	7/20/2016
B209-A	7/20/2016	Jeff Chambers	7:48 AM	7/20/2016
B209-B	7/20/2016	Jeff Chambers	7:49 AM	7/20/2016
B211-A	7/20/2016	Jeff Chambers	7:41 AM	7/20/2016
B212-A	7/20/2016	Jeff Chambers	7:50 AM	7/20/2016
B218-C	7/20/2016	Jeff Chambers	7:52 AM	7/20/2016
B218-D	7/20/2016	Jeff Chambers	7:53 AM	7/20/2016
B220-A	7/20/2016	Jeff Chambers	7:51 AM	7/20/2016
B221-A-1	7/20/2016	Jeff Chambers	7:54 AM	7/20/2016
B221-A-2	7/20/2016	Jeff Chambers	7:55 AM	7/20/2016
B221-A-3	7/20/2016	Jeff Chambers	7:56 AM	7/20/2016
B221-A-4	7/20/2016	Jeff Chambers	7:57 AM	7/20/2016
B222-A-1	7/20/2016	Jeff Chambers	7:58 AM	7/20/2016
B222-A-2	7/20/2016	Jeff Chambers	7:59 AM	7/20/2016
B222-A-3	7/20/2016	Jeff Chambers	8:00 AM	7/20/2016
B222-A-4	7/20/2016	Jeff Chambers	8:01 AM	7/20/2016
B227-A-1	7/20/2016	Jeff Chambers	8:02 AM	7/20/2016
B227-A-2	7/20/2016	Jeff Chambers	8:03 AM	7/20/2016
B227-A-3	7/20/2016	Jeff Chambers	8:04 AM	7/20/2016

Westlins SC
 7/20/2016
 Page 2 of 3


 Collector's Signature

7-20-16
 Date

 7/20/16, 1057
 Laboratory Signature Date

22°C