



CAPITAL BOND PROJECTS

Gender-Neutral, Single Occupancy Restrooms





Gender-Neutral, Single Occupancy Restrooms

- ***Form follows function.***
- ***Schools design spaces to meet the learning and social-emotional needs of students.***
- ***Health and sexuality education updates, in response to Oregon legislation highlight school wide practices to create a more safe and inclusive climate for all students.***
- ***Evidence from student focus groups, clubs and the Oregon Student Wellness survey show the need for increased attention to how daily school practices and designation of spaces impact students' sense of safety and well being.***

Oregon Legislation

Human Sexuality
Education Law (2009)

Healthy Teen
Relationship Act (2013)



Child Sexual Abuse
Prevention Law (2015)

Oregon Health
Education Standards
(2016)

Timeline

Community meetings,
student focus groups,
School Board approves
WLWV Health & Sexuality
Education Plan

District Equity
Summit includes
high school
students who
speak about
gender related
safety



WLWV leaders,
teachers,
specialists,
counselors
collaboratively
plan K-12 Health &
Sexuality Education
Program

Student Investment
Act surveys, parent
and student focus
groups, Oregon
Student Wellness
Survey show mental
health, social-
emotional support,
inclusive climate
and practices are a
priority

Interviews
with
architects
and student
focus
groups
emphasize
safe and
welcoming
spaces in
planning for
bond
projects



Focus Group Comments from Middle School Students

Responses to Classroom, Maker Space, Restroom Designs

- ***“Light and color are good!!!”***
- ***“I like it where you can see everyone [classroom, maker space] and also some where it’s quieter, kind of comfortable, like at home.”***
- ***“I need to have my own space AND space where you work with other people.”***
- ***“This one is best. [restroom with individual full stalls] There’s privacy and it’s open when you wash your hands and there’s more than one way to go in and out.”***
- ***“It’s good to have your own bathroom, like this one.”***



U.S. Department of Education



On May 13, 2016, the Federal Departments of Education and Justice released a letter to the nearly 100,000 public schools in the United States:

“A school may provide separate facilities on the basis of sex, but must allow transgender students access to such facilities consistent with their gender identity. A school may not require transgender students to use facilities inconsistent with their gender identity or to use individual-user facilities when other students are not required to do so. A school may, however, make individual-user options available to all students who voluntarily seek additional privacy.”




Recommendations from counselors, psychologists and educators:

Given the importance of having options for all students, some schools consider moving towards a campus in which all bathrooms are “gender neutral”, or “all gender”. If these are single user bathrooms, there seems little reason to keep these designated by gender. Like those in our homes, such bathrooms are available to anyone.

Gender neutral can also refer to multi-stall bathrooms that can be used by anyone regardless of gender. These are bathrooms where it is likely that one would encounter people of any gender at the sink or coming in and out of stalls.


Having some or all multi-stall bathrooms declared “gender neutral” dispenses with labeling them as “male” or “female,” instead opting for signs that indicate anyone is able to use that facility.





Recommendations based on research emphasize three integrated components of a plan to ensure restrooms feel safe for all students in schools:

1. Education for students, staff and families around acceptance of all students and creating a safe and welcoming school climate.
2. Effective supervision.
3. Design of restroom space for privacy, acceptance, ease of use within school.



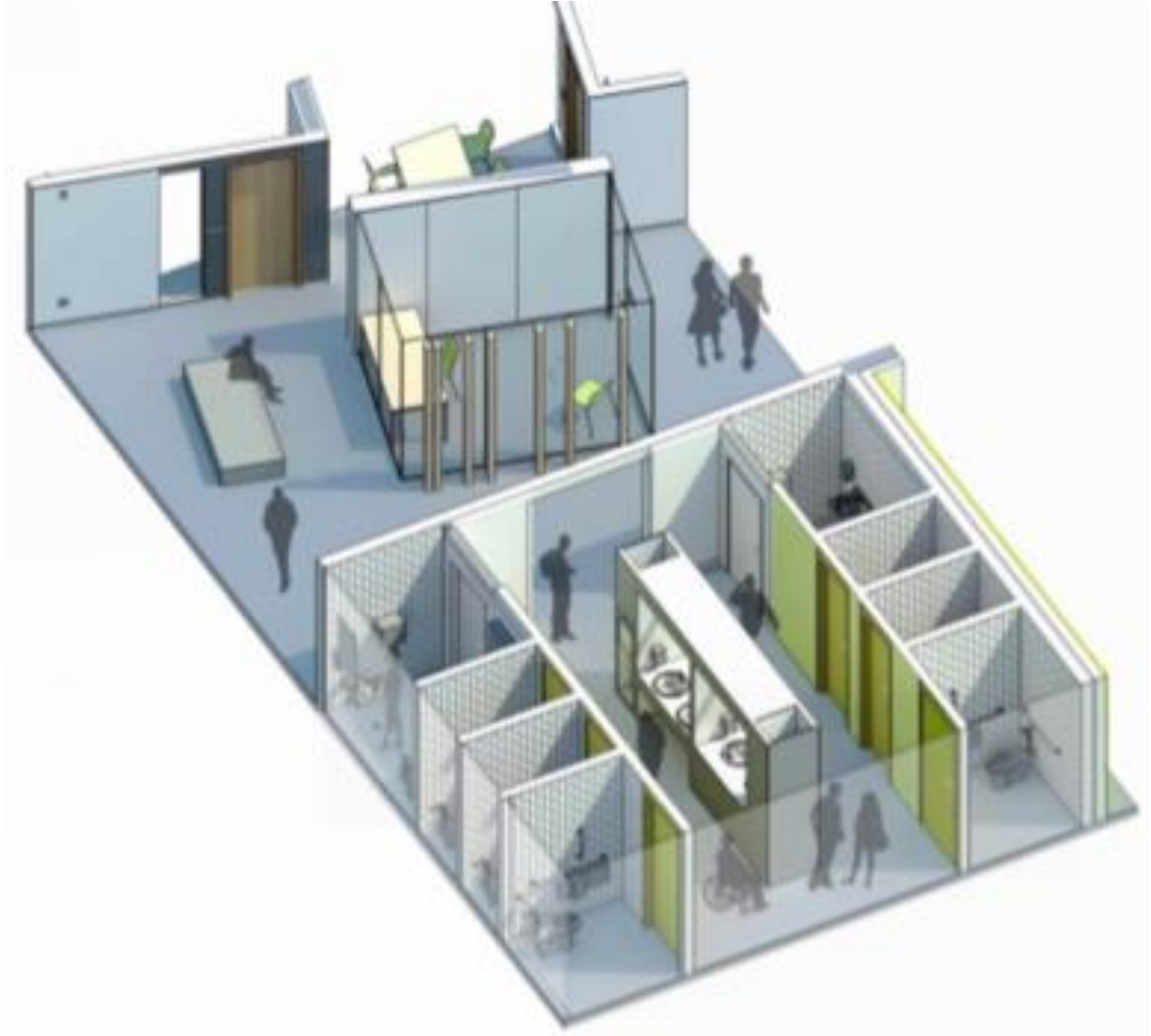


“In creating gender-neutral restrooms, you are not doing this just for a small group of students. Creating spaces that affirm individuals’ gender benefits all students. By emphasizing positive climate, effective supervision and clear behavioral expectations, along with providing non-stigmatized options for any student who needs them, conditions are established that meet the needs of every child.”





Design Possibilities





Designs Include Varied Types of Single Occupancy





Single Occupancy



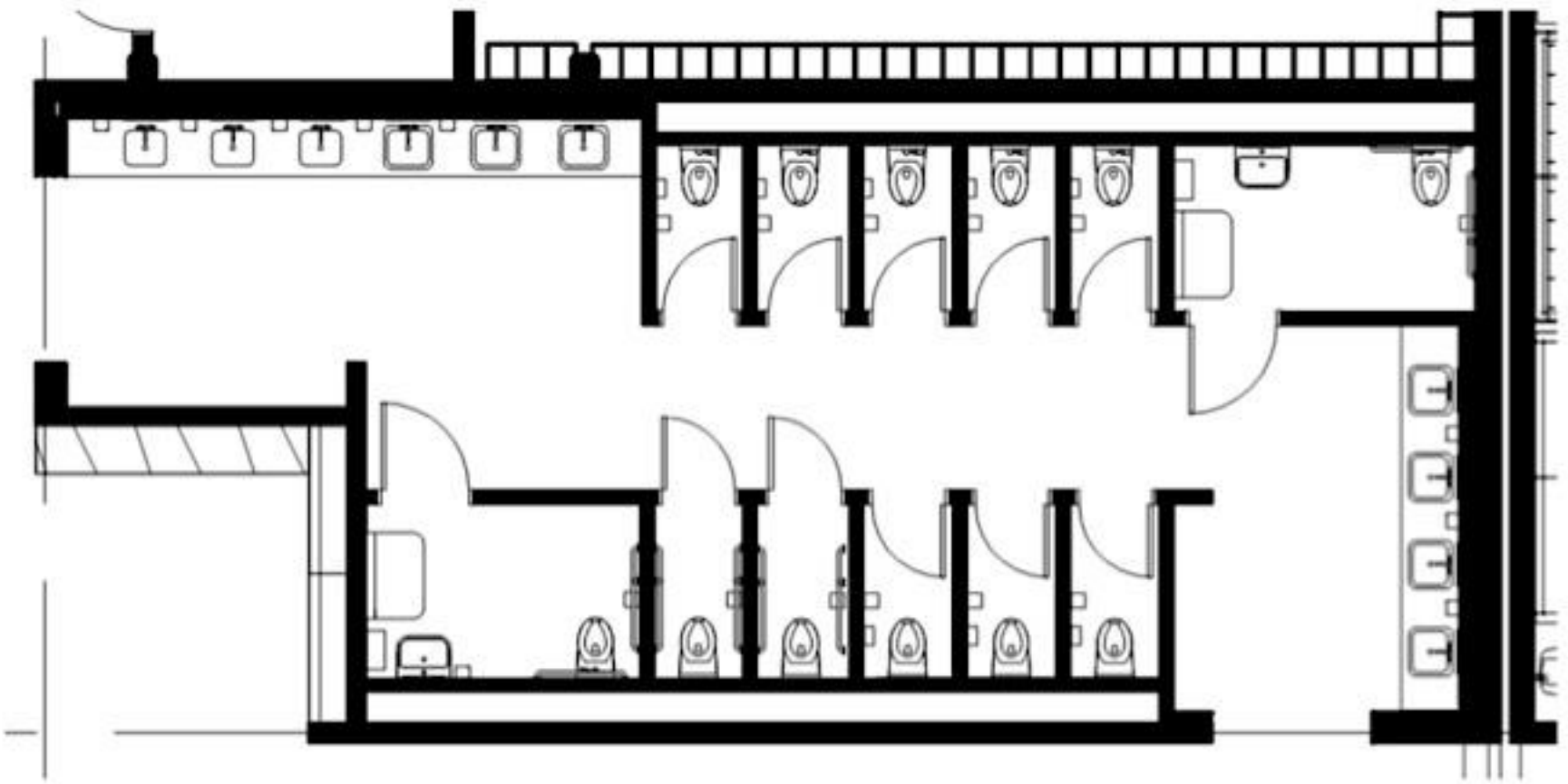


Examples from Schools

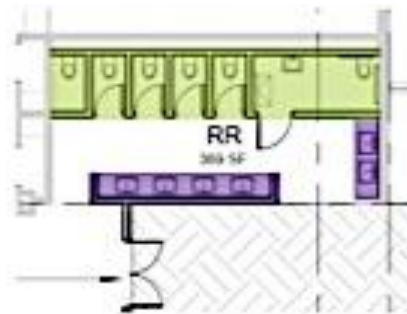




Design Possibility for School Flexibility with Signage



Single Occupant Options Shared With Students and Staff




Legend

Toilet

Lavatory

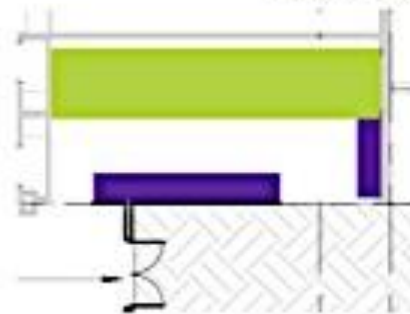
All options have same quantities of toilets and lavatories

Single Occupant Restroom



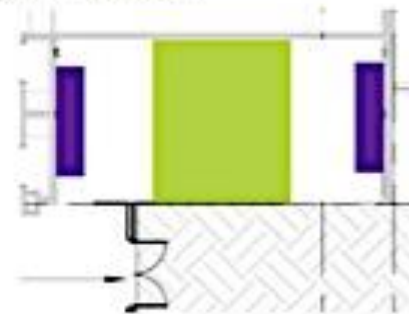
Option A

Most privacy from hallway
Sinks visible from hallway



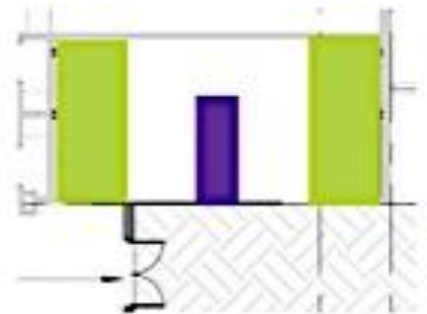
Option B

Some privacy from hallway
Toilet rooms visible from hallway



Option C

Completely visible from hallway
Two separate toilet room areas



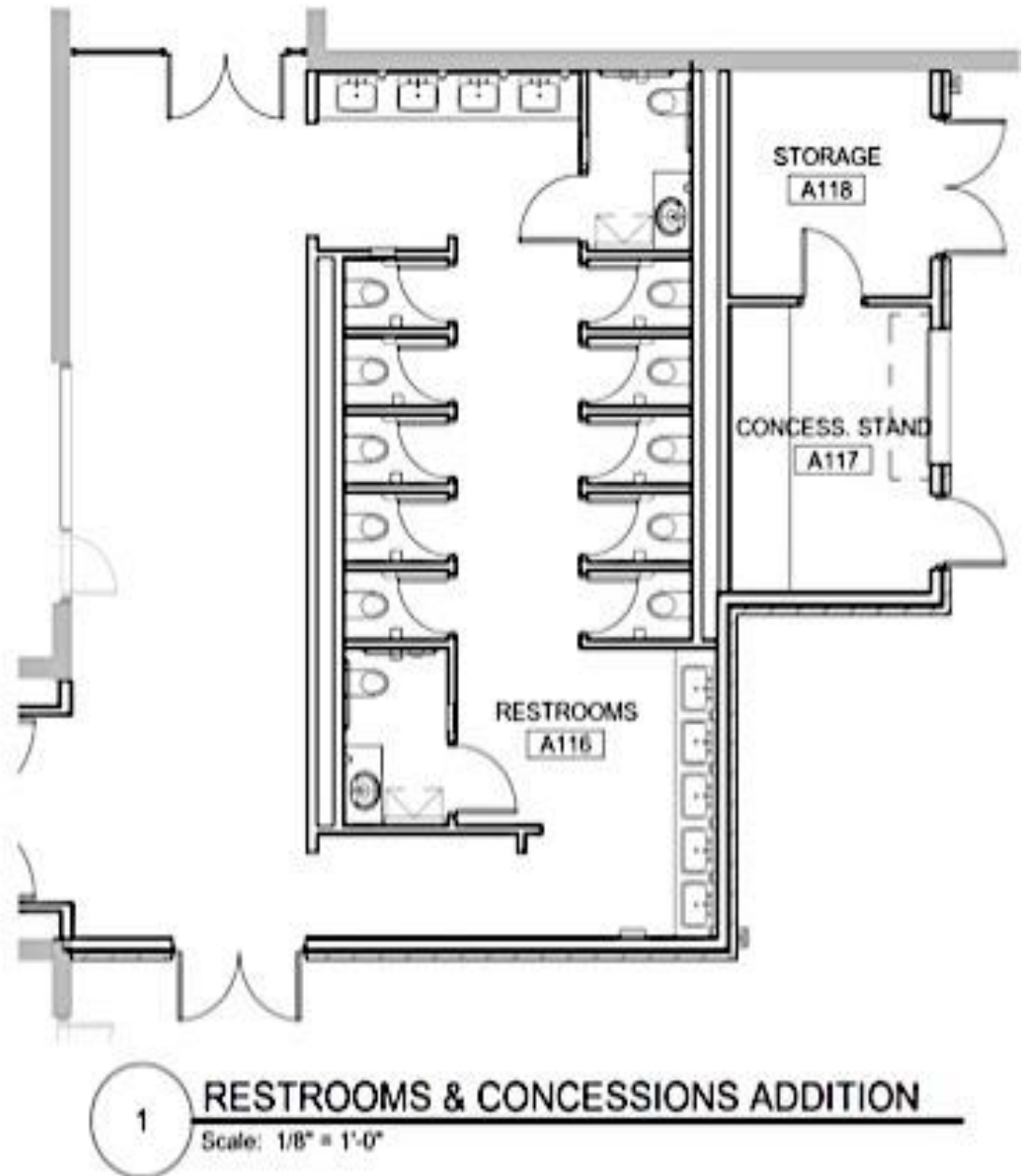
Option D

Completely visible from hallway
There could be a wall between the sinks, or it could be open with no wall and a joint counter



Considerations for School Restrooms Used for Community Events:

- Visible supervision of children entering restrooms
- Placement of single restroom unit





Communication Timeline

Shared initial design possibilities with Long Range
Planning Committee
October 28, 2020

Receive and use public comments
October 26 - November 30 2020

School Board discussion of
initial possible designs
November 9, 2020

Community Listening Session
November 17, 2020

Use all community, LRPC and School Board feedback to design gender-neutral single occupancy restrooms for Capital Bond Projects.