

PIXIS Labs

Accurate. Reliable. On Time.

Pixis Labs

12423 NE Whitaker Way

Portland, OR 97230

503-254-1794

Job Number: 6062931R1

Report Date: 07/18/2016

ORELAP #: OR100028

Project No: 020-Willamette Primary School

Cover Letter

Pat McGough
West Linn School District
2755 SW Borland
West Linn, OR 97068

Dear Pat McGough,

Enclosed please find Pixis Labs analytical report for samples received as order number 6062931 on 06/29/2016. Should you have any questions about this report or any other matter, please do not hesitate to contact us. We are here to help you.

Test results relate only to the parameters tested and to the samples as received by the laboratory. Test results meet all requirements of NELAP and the Pixis quality assurance plan unless otherwise noted. This report shall not be reproduced, except in full, without the written consent of this laboratory. Samples will be kept a maximum of 15 days from the report date unless prior arrangements have been made.

Thank you for allowing Pixis to be of service to you, we appreciate your business.

Sincerely,

Signed

Richard Reid

Project Manager

Sample Results

Sample: 016-C		Collected: 06/29/16 06:24		Temp: 23 C		Matrix: Drinking Water			
Lab ID: 111482		Received: 06/29/16 11:25		Evidence of Cooling:N					
Analyte	Result	Limit	Units	MRL	Dil.	Batch	Start/Extract	Analyzed	Notes
Method: EPA 200.8									
Copper	0.143	1.3	mg/L	0.0010	1	28810-177		07/13/16 18:12	
Lead	ND	0.02	mg/L	0.0002	1	28810-177		07/13/16 18:12	
Sample: 019-A		Collected: 06/29/16 06:26		Temp: 23 C		Matrix: Drinking Water			
Lab ID: 111483		Received: 06/29/16 11:25		Evidence of Cooling:N					
Analyte	Result	Limit	Units	MRL	Dil.	Batch	Start/Extract	Analyzed	Notes
Method: EPA 200.8									
Copper	0.105	1.3	mg/L	0.0010	1	28810-178		07/13/16 18:14	
Lead	0.0026	0.02	mg/L	0.0002	1	28810-178		07/13/16 18:14	
Sample: 020-A		Collected: 06/29/16 06:27		Temp: 23 C		Matrix: Drinking Water			
Lab ID: 111484		Received: 06/29/16 11:25		Evidence of Cooling:N					
Analyte	Result	Limit	Units	MRL	Dil.	Batch	Start/Extract	Analyzed	Notes
Method: EPA 200.8									
Copper	0.212	1.3	mg/L	0.0010	1	28810-179		07/13/16 18:16	
Lead	0.0004	0.02	mg/L	0.0002	1	28810-179		07/13/16 18:16	
Sample: 020-B		Collected: 06/29/16 06:28		Temp: 23 C		Matrix: Drinking Water			
Lab ID: 111485		Received: 06/29/16 11:25		Evidence of Cooling:N					
Analyte	Result	Limit	Units	MRL	Dil.	Batch	Start/Extract	Analyzed	Notes
Method: EPA 200.8									
Copper	0.289	1.3	mg/L	0.0010	1	28810-180		07/13/16 18:18	
Lead	ND	0.02	mg/L	0.0002	1	28810-180		07/13/16 18:18	
Sample: 025-A-1		Collected: 06/29/16 06:31		Temp: 23 C		Matrix: Drinking Water			
Lab ID: 111486		Received: 06/29/16 11:25		Evidence of Cooling:N					
Analyte	Result	Limit	Units	MRL	Dil.	Batch	Start/Extract	Analyzed	Notes
Method: EPA 200.8									
Copper	0.182	1.3	mg/L	0.0010	1	28810-181		07/13/16 18:20	
Lead	ND	0.02	mg/L	0.0002	1	28810-181		07/13/16 18:20	
Sample: 026-A-1		Collected: 06/29/16 06:33		Temp: 23 C		Matrix: Drinking Water			
Lab ID: 111487		Received: 06/29/16 11:25		Evidence of Cooling:N					
Analyte	Result	Limit	Units	MRL	Dil.	Batch	Start/Extract	Analyzed	Notes
Method: EPA 200.8									
Copper	0.329	1.3	mg/L	0.0010	1	28810-182		07/13/16 18:22	
Lead	0.0005	0.02	mg/L	0.0002	1	28810-182		07/13/16 18:22	
Sample: 026-A-2		Collected: 06/29/16 06:34		Temp: 23 C		Matrix: Drinking Water			
Lab ID: 111488		Received: 06/29/16 11:25		Evidence of Cooling:N					
Analyte	Result	Limit	Units	MRL	Dil.	Batch	Start/Extract	Analyzed	Notes
Method: EPA 200.8									
Copper	0.133	1.3	mg/L	0.0010	1	28810-183		07/13/16 18:24	

Lead 0.0014 0.02 mg/L 0.0002 1 28810-183 07/13/16 18:24

Sample: 027-A-1 Collected: 06/29/16 06:38 Temp: 23 C Matrix: Drinking Water
Lab ID: 111489 Received: 06/29/16 11:25 Evidence of Cooling:N

Analyte	Result	Limit	Units	MRL	Dil.	Batch	Start/Extract	Analyzed	Notes
---------	--------	-------	-------	-----	------	-------	---------------	----------	-------

Method: EPA 200.8

Copper	0.170	1.3	mg/L	0.0010	1	28810-184		07/13/16 18:26	
--------	-------	-----	------	--------	---	-----------	--	----------------	--

Lead	0.0006	0.02	mg/L	0.0002	1	28810-184		07/13/16 18:26	
------	--------	------	------	--------	---	-----------	--	----------------	--

Sample: 029-A Collected: 06/29/16 06:40 Temp: 23 C Matrix: Drinking Water
Lab ID: 111490 Received: 06/29/16 11:25 Evidence of Cooling:N

Analyte	Result	Limit	Units	MRL	Dil.	Batch	Start/Extract	Analyzed	Notes
---------	--------	-------	-------	-----	------	-------	---------------	----------	-------

Method: EPA 200.8

Copper	0.327	1.3	mg/L	0.0010	1	28810-189		07/13/16 18:38	
--------	-------	-----	------	--------	---	-----------	--	----------------	--

Lead	0.0016	0.02	mg/L	0.0002	1	28810-189		07/13/16 18:38	
------	--------	------	------	--------	---	-----------	--	----------------	--

Sample: 030-A Collected: 06/29/16 06:41 Temp: 23 C Matrix: Drinking Water
Lab ID: 111491 Received: 06/29/16 11:25 Evidence of Cooling:N

Analyte	Result	Limit	Units	MRL	Dil.	Batch	Start/Extract	Analyzed	Notes
---------	--------	-------	-------	-----	------	-------	---------------	----------	-------

Method: EPA 200.8

Copper	0.254	1.3	mg/L	0.0010	1	28810-190		07/13/16 18:40	
--------	-------	-----	------	--------	---	-----------	--	----------------	--

Lead	0.0006	0.02	mg/L	0.0002	1	28810-190		07/13/16 18:40	
------	--------	------	------	--------	---	-----------	--	----------------	--

Sample: 035-C Collected: 06/29/16 06:42 Temp: 23 C Matrix: Drinking Water
Lab ID: 111492 Received: 06/29/16 11:25 Evidence of Cooling:N

Analyte	Result	Limit	Units	MRL	Dil.	Batch	Start/Extract	Analyzed	Notes
---------	--------	-------	-------	-----	------	-------	---------------	----------	-------

Method: EPA 200.8

Copper	0.241	1.3	mg/L	0.0010	1	28810-191		07/13/16 18:42	
--------	-------	-----	------	--------	---	-----------	--	----------------	--

Lead	0.0003	0.02	mg/L	0.0002	1	28810-191		07/13/16 18:42	
------	--------	------	------	--------	---	-----------	--	----------------	--

Sample: 038-A Collected: 06/29/16 06:44 Temp: 23 C Matrix: Drinking Water
Lab ID: 111493 Received: 06/29/16 11:25 Evidence of Cooling:N

Analyte	Result	Limit	Units	MRL	Dil.	Batch	Start/Extract	Analyzed	Notes
---------	--------	-------	-------	-----	------	-------	---------------	----------	-------

Method: EPA 200.8

Copper	0.112	1.3	mg/L	0.0010	1	28810-192		07/13/16 18:44	
--------	-------	-----	------	--------	---	-----------	--	----------------	--

Lead	0.0021	0.02	mg/L	0.0002	1	28810-192		07/13/16 18:44	
------	--------	------	------	--------	---	-----------	--	----------------	--

Sample: 038-B Collected: 06/29/16 06:45 Temp: 23 C Matrix: Drinking Water
Lab ID: 111494 Received: 06/29/16 11:25 Evidence of Cooling:N

Analyte	Result	Limit	Units	MRL	Dil.	Batch	Start/Extract	Analyzed	Notes
---------	--------	-------	-------	-----	------	-------	---------------	----------	-------

Method: EPA 200.8

Copper	0.124	1.3	mg/L	0.0010	1	28810-193		07/13/16 18:46	
--------	-------	-----	------	--------	---	-----------	--	----------------	--

Lead	0.0005	0.02	mg/L	0.0002	1	28810-193		07/13/16 18:46	
------	--------	------	------	--------	---	-----------	--	----------------	--

Sample: 039-A Collected: 06/29/16 06:46 Temp: 23 C Matrix: Drinking Water
Lab ID: 111495 Received: 06/29/16 11:25 Evidence of Cooling:N

Analyte	Result	Limit	Units	MRL	Dil.	Batch	Start/Extract	Analyzed	Notes
---------	--------	-------	-------	-----	------	-------	---------------	----------	-------

Method: EPA 200.8

Copper	0.105	1.3	mg/L	0.0010	1	28810-194		07/13/16 18:48	
--------	-------	-----	------	--------	---	-----------	--	----------------	--

Lead	0.0005	0.02	mg/L	0.0002	1	28810-194		07/13/16 18:48	
------	--------	------	------	--------	---	-----------	--	----------------	--

Sample: 039-B Collected: 06/29/16 06:47 Temp: 23 C Matrix: Drinking Water
Lab ID: 111496 Received: 06/29/16 11:25 Evidence of Cooling:N

Analyte	Result	Limit	Units	MRL	Dil.	Batch	Start/Extract	Analyzed	Notes
---------	--------	-------	-------	-----	------	-------	---------------	----------	-------

Method: EPA 200.8

Copper	0.121	1.3	mg/L	0.0010	1	28810-195		07/13/16 18:50	
Lead	ND	0.02	mg/L	0.0002	1	28810-195		07/13/16 18:50	

Sample: 040-A-1	Collected: 06/29/16 06:48	Temp: 23 C	Matrix: Drinking Water
Lab ID: 111497	Received: 06/29/16 11:25	Evidence of Cooling:N	

Analyte	Result	Limit	Units	MRL	Dil.	Batch	Start/Extract	Analyzed	Notes
Method: EPA 200.8									
Copper	0.205	1.3	mg/L	0.0010	1	28810-196		07/13/16 18:52	
Lead	0.0021	0.02	mg/L	0.0002	1	28810-196		07/13/16 18:52	

Sample: 040-A-2	Collected: 06/29/16 06:49	Temp: 23 C	Matrix: Drinking Water
Lab ID: 111498	Received: 06/29/16 11:25	Evidence of Cooling:N	

Analyte	Result	Limit	Units	MRL	Dil.	Batch	Start/Extract	Analyzed	Notes
Method: EPA 200.8									
Copper	0.219	1.3	mg/L	0.0010	1	28810-197		07/13/16 18:54	
Lead	0.0051	0.02	mg/L	0.0002	1	28810-197		07/13/16 18:54	

Sample: 042-A	Collected: 06/29/16 06:52	Temp: 23 C	Matrix: Drinking Water
Lab ID: 111499	Received: 06/29/16 11:25	Evidence of Cooling:N	

Analyte	Result	Limit	Units	MRL	Dil.	Batch	Start/Extract	Analyzed	Notes
Method: EPA 200.8									
Copper	0.0568	1.3	mg/L	0.0010	1	28810-198		07/13/16 18:56	
Lead	0.0038	0.02	mg/L	0.0002	1	28810-198		07/13/16 18:56	

Sample: 042-B	Collected: 06/29/16 06:53	Temp: 23 C	Matrix: Drinking Water
Lab ID: 111500	Received: 06/29/16 11:25	Evidence of Cooling:N	

Analyte	Result	Limit	Units	MRL	Dil.	Batch	Start/Extract	Analyzed	Notes
Method: EPA 200.8									
Copper	0.0692	1.3	mg/L	0.0010	1	28811-10		07/13/16 19:06	
Lead	0.0007	0.02	mg/L	0.0002	1	28811-10		07/13/16 19:06	

Sample: 044-A	Collected: 06/29/16 06:54	Temp: 23 C	Matrix: Drinking Water
Lab ID: 111501	Received: 06/29/16 11:25	Evidence of Cooling:N	

Analyte	Result	Limit	Units	MRL	Dil.	Batch	Start/Extract	Analyzed	Notes
Method: EPA 200.8									
Copper	0.0767	1.3	mg/L	0.0010	1	28811-11		07/13/16 19:08	
Lead	0.0004	0.02	mg/L	0.0002	1	28811-11		07/13/16 19:08	

Sample: 044-B	Collected: 06/29/16 06:55	Temp: 23 C	Matrix: Drinking Water
Lab ID: 111502	Received: 06/29/16 11:25	Evidence of Cooling:N	

Analyte	Result	Limit	Units	MRL	Dil.	Batch	Start/Extract	Analyzed	Notes
Method: EPA 200.8									
Copper	0.135	1.3	mg/L	0.0010	1	28811-12		07/13/16 19:10	
Lead	0.0011	0.02	mg/L	0.0002	1	28811-12		07/13/16 19:10	

Sample: 045-A-1	Collected: 06/29/16 06:56	Temp: 23 C	Matrix: Drinking Water
Lab ID: 111503	Received: 06/29/16 11:25	Evidence of Cooling:N	

Analyte	Result	Limit	Units	MRL	Dil.	Batch	Start/Extract	Analyzed	Notes
Method: EPA 200.8									
Copper	0.328	1.3	mg/L	0.0010	1	28811-13		07/13/16 19:12	
Lead	0.0019	0.02	mg/L	0.0002	1	28811-13		07/13/16 19:12	

Sample: 045-A-2	Collected: 06/29/16 06:57	Temp: 23 C	Matrix: Drinking Water
Lab ID: 111504	Received: 06/29/16 11:25	Evidence of Cooling:N	

Analyte	Result	Limit	Units	MRL	Dil.	Batch	Start/Extract	Analyzed	Notes
Method: EPA 200.8									

Copper	0.299	1.3	mg/L	0.0010	1	28811-14		07/13/16 19:14	
Lead	0.0026	0.02	mg/L	0.0002	1	28811-14		07/13/16 19:14	

Sample: 047-A	Collected: 06/29/16 06:58	Temp: 23 C	Matrix: Drinking Water
Lab ID: 111505	Received: 06/29/16 11:25	Evidence of Cooling:N	

Analyte	Result	Limit	Units	MRL	Dil.	Batch	Start/Extract	Analyzed	Notes
---------	--------	-------	-------	-----	------	-------	---------------	----------	-------

Method: EPA 200.8

Copper	0.103	1.3	mg/L	0.0010	1	28811-15		07/13/16 19:16	
Lead	0.0018	0.02	mg/L	0.0002	1	28811-15		07/13/16 19:16	

Sample: 047-B	Collected: 06/29/16 06:59	Temp: 23 C	Matrix: Drinking Water
Lab ID: 111506	Received: 06/29/16 11:25	Evidence of Cooling:N	

Analyte	Result	Limit	Units	MRL	Dil.	Batch	Start/Extract	Analyzed	Notes
---------	--------	-------	-------	-----	------	-------	---------------	----------	-------

Method: EPA 200.8

Copper	0.115	1.3	mg/L	0.0010	1	28811-16		07/13/16 19:18	
Lead	ND	0.02	mg/L	0.0002	1	28811-16		07/13/16 19:18	

Sample: 048-A	Collected: 06/29/16 06:59	Temp: 23 C	Matrix: Drinking Water
Lab ID: 111507	Received: 06/29/16 11:25	Evidence of Cooling:N	

Analyte	Result	Limit	Units	MRL	Dil.	Batch	Start/Extract	Analyzed	Notes
---------	--------	-------	-------	-----	------	-------	---------------	----------	-------

Method: EPA 200.8

Copper	0.145	1.3	mg/L	0.0010	1	28811-17		07/13/16 19:20	
Lead	0.0035	0.02	mg/L	0.0002	1	28811-17		07/13/16 19:20	

Sample: 048-B	Collected: 06/29/16 07:00	Temp: 23 C	Matrix: Drinking Water
Lab ID: 111508	Received: 06/29/16 11:25	Evidence of Cooling:N	

Analyte	Result	Limit	Units	MRL	Dil.	Batch	Start/Extract	Analyzed	Notes
---------	--------	-------	-------	-----	------	-------	---------------	----------	-------

Method: EPA 200.8

Copper	0.204	1.3	mg/L	0.0010	1	28811-18		07/13/16 19:22	
Lead	0.0010	0.02	mg/L	0.0002	1	28811-18		07/13/16 19:22	

Sample: 107-A	Collected: 06/29/16 07:06	Temp: 23 C	Matrix: Drinking Water
Lab ID: 111509	Received: 06/29/16 11:25	Evidence of Cooling:N	

Analyte	Result	Limit	Units	MRL	Dil.	Batch	Start/Extract	Analyzed	Notes
---------	--------	-------	-------	-----	------	-------	---------------	----------	-------

Method: EPA 200.8

Copper	0.236	1.3	mg/L	0.0010	1	28811-19		07/13/16 19:24	
Lead	0.0007	0.02	mg/L	0.0002	1	28811-19		07/13/16 19:24	

Sample: 110-A	Collected: 06/29/16 07:09	Temp: 23 C	Matrix: Drinking Water
Lab ID: 111510	Received: 06/29/16 11:25	Evidence of Cooling:N	

Analyte	Result	Limit	Units	MRL	Dil.	Batch	Start/Extract	Analyzed	Notes
---------	--------	-------	-------	-----	------	-------	---------------	----------	-------

Method: EPA 200.8

Copper	0.180	1.3	mg/L	0.0010	1	28811-23		07/13/16 19:34	
Lead	0.0003	0.02	mg/L	0.0002	1	28811-23		07/13/16 19:34	

Sample: 130-C	Collected: 06/29/16 07:11	Temp: 23 C	Matrix: Drinking Water
Lab ID: 111511	Received: 06/29/16 11:25	Evidence of Cooling:N	

Analyte	Result	Limit	Units	MRL	Dil.	Batch	Start/Extract	Analyzed	Notes
---------	--------	-------	-------	-----	------	-------	---------------	----------	-------

Method: EPA 200.8

Copper	0.311	1.3	mg/L	0.0010	1	28811-24		07/13/16 19:36	
Lead	0.0002	0.02	mg/L	0.0002	1	28811-24		07/13/16 19:36	

Sample: 111-A-1	Collected: 06/29/16 07:13	Temp: 23 C	Matrix: Drinking Water
Lab ID: 111512	Received: 06/29/16 11:25	Evidence of Cooling:N	

Analyte	Result	Limit	Units	MRL	Dil.	Batch	Start/Extract	Analyzed	Notes
---------	--------	-------	-------	-----	------	-------	---------------	----------	-------

Method: EPA 200.8

Copper	0.221	1.3	mg/L	0.0010	1	28811-27		07/13/16 20:02	
Lead	0.0027	0.02	mg/L	0.0002	1	28811-27		07/13/16 20:02	
Sample: 111-A-2		Collected: 06/29/16 07:14			Temp: 23 C		Matrix: Drinking Water		
Lab ID: 111513		Received: 06/29/16 11:25			Evidence of Cooling:N				
Analyte	Result	Limit	Units	MRL	Dil.	Batch	Start/Extract	Analyzed	Notes
Method: EPA 200.8									
Copper	0.266	1.3	mg/L	0.0010	1	28811-25		07/13/16 19:58	
Lead	0.0076	0.02	mg/L	0.0002	1	28811-25		07/13/16 19:58	
Sample: 111-B		Collected: 06/29/16 07:15			Temp: 23 C		Matrix: Drinking Water		
Lab ID: 111514		Received: 06/29/16 11:25			Evidence of Cooling:N				
Analyte	Result	Limit	Units	MRL	Dil.	Batch	Start/Extract	Analyzed	Notes
Method: EPA 200.8									
Copper	0.244	1.3	mg/L	0.0010	1	28811-26		07/13/16 20:00	
Lead	0.0016	0.02	mg/L	0.0002	1	28811-26		07/13/16 20:00	
Sample: 112-A		Collected: 06/29/16 07:16			Temp: 23 C		Matrix: Drinking Water		
Lab ID: 111515		Received: 06/29/16 11:25			Evidence of Cooling:N				
Analyte	Result	Limit	Units	MRL	Dil.	Batch	Start/Extract	Analyzed	Notes
Method: EPA 200.8									
Copper	0.255	1.3	mg/L	0.0010	1	28811-28		07/13/16 20:04	
Lead	0.0016	0.02	mg/L	0.0002	1	28811-28		07/13/16 20:04	
Sample: 112-B		Collected: 06/29/16 07:17			Temp: 23 C		Matrix: Drinking Water		
Lab ID: 111516		Received: 06/29/16 11:25			Evidence of Cooling:N				
Analyte	Result	Limit	Units	MRL	Dil.	Batch	Start/Extract	Analyzed	Notes
Method: EPA 200.8									
Copper	0.263	1.3	mg/L	0.0010	1	28811-29		07/13/16 20:06	
Lead	0.0018	0.02	mg/L	0.0002	1	28811-29		07/13/16 20:06	
Sample: 113-A-1		Collected: 06/29/16 07:18			Temp: 23 C		Matrix: Drinking Water		
Lab ID: 111517		Received: 06/29/16 11:25			Evidence of Cooling:N				
Analyte	Result	Limit	Units	MRL	Dil.	Batch	Start/Extract	Analyzed	Notes
Method: EPA 200.8									
Copper	0.393	1.3	mg/L	0.0010	1	28811-30		07/13/16 20:08	
Lead	0.0007	0.02	mg/L	0.0002	1	28811-30		07/13/16 20:08	
Sample: 114-A		Collected: 06/29/16 07:20			Temp: 23 C		Matrix: Drinking Water		
Lab ID: 111518		Received: 06/29/16 11:25			Evidence of Cooling:N				
Analyte	Result	Limit	Units	MRL	Dil.	Batch	Start/Extract	Analyzed	Notes
Method: EPA 200.8									
Copper	0.268	1.3	mg/L	0.0010	1	28811-31		07/13/16 20:10	
Lead	0.0101	0.02	mg/L	0.0002	1	28811-31		07/13/16 20:10	
Sample: 115-A		Collected: 06/29/16 07:22			Temp: 23 C		Matrix: Drinking Water		
Lab ID: 111519		Received: 06/29/16 11:25			Evidence of Cooling:N				
Analyte	Result	Limit	Units	MRL	Dil.	Batch	Start/Extract	Analyzed	Notes
Method: EPA 200.8									
Copper	0.423	1.3	mg/L	0.0010	1	28811-32		07/13/16 20:12	
Lead	0.0027	0.02	mg/L	0.0002	1	28811-32		07/13/16 20:12	
Sample: 115-B		Collected: 06/29/16 07:23			Temp: 23 C		Matrix: Drinking Water		
Lab ID: 111520		Received: 06/29/16 11:25			Evidence of Cooling:N				
Analyte	Result	Limit	Units	MRL	Dil.	Batch	Start/Extract	Analyzed	Notes

Method: EPA 200.8									
Copper	0.424	1.3	mg/L	0.0010	1	28811-37		07/13/16 20:22	
Lead	0.0105	0.02	mg/L	0.0002	1	28811-37		07/13/16 20:22	
Sample: 117-A		Collected: 06/29/16 07:25			Temp: 23 C		Matrix: Drinking Water		
Lab ID: 111521		Received: 06/29/16 11:25			Evidence of Cooling:N				
Analyte	Result	Limit	Units	MRL	Dil.	Batch	Start/Extract	Analyzed	Notes
Method: EPA 200.8									
Copper	0.229	1.3	mg/L	0.0010	1	28811-38		07/13/16 20:24	
Lead	0.0005	0.02	mg/L	0.0002	1	28811-38		07/13/16 20:24	
Sample: 119-A		Collected: 06/29/16 07:26			Temp: 23 C		Matrix: Drinking Water		
Lab ID: 111522		Received: 06/29/16 11:25			Evidence of Cooling:N				
Analyte	Result	Limit	Units	MRL	Dil.	Batch	Start/Extract	Analyzed	Notes
Method: EPA 200.8									
Copper	0.234	1.3	mg/L	0.0010	1	28811-39		07/13/16 20:26	
Lead	0.0010	0.02	mg/L	0.0002	1	28811-39		07/13/16 20:26	
Sample: 119-B		Collected: 06/29/16 07:27			Temp: 23 C		Matrix: Drinking Water		
Lab ID: 111523		Received: 06/29/16 11:25			Evidence of Cooling:N				
Analyte	Result	Limit	Units	MRL	Dil.	Batch	Start/Extract	Analyzed	Notes
Method: EPA 200.8									
Copper	0.181	1.3	mg/L	0.0010	1	28811-40		07/13/16 20:28	
Lead	0.0088	0.02	mg/L	0.0002	1	28811-40		07/13/16 20:28	
Sample: 126-C		Collected: 06/29/16 07:28			Temp: 23 C		Matrix: Drinking Water		
Lab ID: 111524		Received: 06/29/16 11:25			Evidence of Cooling:N				
Analyte	Result	Limit	Units	MRL	Dil.	Batch	Start/Extract	Analyzed	Notes
Method: EPA 200.8									
Copper	0.262	1.3	mg/L	0.0010	1	28811-41		07/13/16 20:30	
Lead	0.0003	0.02	mg/L	0.0002	1	28811-41		07/13/16 20:30	
Sample: 133-A		Collected: 06/29/16 07:31			Temp: 23 C		Matrix: Drinking Water		
Lab ID: 111525		Received: 06/29/16 11:25			Evidence of Cooling:N				
Analyte	Result	Limit	Units	MRL	Dil.	Batch	Start/Extract	Analyzed	Notes
Method: EPA 200.8									
Copper	0.536	1.3	mg/L	0.0010	1	28811-42		07/13/16 20:32	
Lead	0.0014	0.02	mg/L	0.0002	1	28811-42		07/13/16 20:32	
Sample: 133-B		Collected: 06/29/16 07:32			Temp: 23 C		Matrix: Drinking Water		
Lab ID: 111526		Received: 06/29/16 11:25			Evidence of Cooling:N				
Analyte	Result	Limit	Units	MRL	Dil.	Batch	Start/Extract	Analyzed	Notes
Method: EPA 200.8									
Copper	0.427	1.3	mg/L	0.0010	1	28811-43		07/13/16 20:33	
Lead	ND	0.02	mg/L	0.0002	1	28811-43		07/13/16 20:33	
Sample: 134-A		Collected: 06/29/16 07:34			Temp: 23 C		Matrix: Drinking Water		
Lab ID: 111527		Received: 06/29/16 11:25			Evidence of Cooling:N				
Analyte	Result	Limit	Units	MRL	Dil.	Batch	Start/Extract	Analyzed	Notes
Method: EPA 200.8									
Copper	0.329	1.3	mg/L	0.0010	1	28811-44		07/13/16 20:35	
Lead	0.0007	0.02	mg/L	0.0002	1	28811-44		07/13/16 20:35	
Sample: 138-A		Collected: 06/29/16 07:38			Temp: 23 C		Matrix: Drinking Water		
Lab ID: 111528		Received: 06/29/16 11:25			Evidence of Cooling:N				
Analyte	Result	Limit	Units	MRL	Dil.	Batch	Start/Extract	Analyzed	Notes

Method: EPA 200.8									
Copper	0.136	1.3	mg/L	0.0010	1	28811-45		07/13/16 20:37	
Lead	0.0060	0.02	mg/L	0.0002	1	28811-45		07/13/16 20:37	
Sample: 138-B		Collected: 06/29/16 07:39			Temp: 23 C		Matrix: Drinking Water		
Lab ID: 111529		Received: 06/29/16 11:25			Evidence of Cooling:N				
Analyte	Result	Limit	Units	MRL	Dil.	Batch	Start/Extract	Analyzed	Notes
Method: EPA 200.8									
Copper	0.0785	1.3	mg/L	0.0010	1	28811-46		07/13/16 20:39	
Lead	0.0013	0.02	mg/L	0.0002	1	28811-46		07/13/16 20:39	
Sample: 139-C		Collected: 06/29/16 07:39			Temp: 23 C		Matrix: Drinking Water		
Lab ID: 111530		Received: 06/29/16 11:25			Evidence of Cooling:N				
Analyte	Result	Limit	Units	MRL	Dil.	Batch	Start/Extract	Analyzed	Notes
Method: EPA 200.8									
Copper	0.145	1.3	mg/L	0.0010	1	28811-52		07/13/16 20:51	
Lead	0.0011	0.02	mg/L	0.0002	1	28811-52		07/13/16 20:51	
Sample: 140-A		Collected: 06/29/16 07:41			Temp: 23 C		Matrix: Drinking Water		
Lab ID: 111531		Received: 06/29/16 11:25			Evidence of Cooling:N				
Analyte	Result	Limit	Units	MRL	Dil.	Batch	Start/Extract	Analyzed	Notes
Method: EPA 200.8									
Copper	0.0783	1.3	mg/L	0.0010	1	28811-53		07/13/16 20:53	
Lead	0.0013	0.02	mg/L	0.0002	1	28811-53		07/13/16 20:53	
Sample: 140-B		Collected: 06/29/16 07:42			Temp: 23 C		Matrix: Drinking Water		
Lab ID: 111532		Received: 06/29/16 11:25			Evidence of Cooling:N				
Analyte	Result	Limit	Units	MRL	Dil.	Batch	Start/Extract	Analyzed	Notes
Method: EPA 200.8									
Copper	0.0679	1.3	mg/L	0.0010	1	28810-22		07/13/16 13:05	
Lead	0.0013	0.02	mg/L	0.0002	1	28810-22		07/13/16 13:05	
Sample: 141-A		Collected: 06/29/16 07:43			Temp: 23 C		Matrix: Drinking Water		
Lab ID: 111533		Received: 06/29/16 11:25			Evidence of Cooling:N				
Analyte	Result	Limit	Units	MRL	Dil.	Batch	Start/Extract	Analyzed	Notes
Method: EPA 200.8									
Copper	0.183	1.3	mg/L	0.0010	1	28810-23		07/13/16 13:07	
Lead	0.0011	0.02	mg/L	0.0002	1	28810-23		07/13/16 13:07	
Sample: 141-B		Collected: 06/29/16 07:44			Temp: 23 C		Matrix: Drinking Water		
Lab ID: 111534		Received: 06/29/16 11:25			Evidence of Cooling:N				
Analyte	Result	Limit	Units	MRL	Dil.	Batch	Start/Extract	Analyzed	Notes
Method: EPA 200.8									
Copper	0.313	1.3	mg/L	0.0010	1	28810-24		07/13/16 13:09	
Lead	0.0029	0.02	mg/L	0.0002	1	28810-24		07/13/16 13:09	
Sample: 143-A		Collected: 06/29/16 07:46			Temp: 23 C		Matrix: Drinking Water		
Lab ID: 111535		Received: 06/29/16 11:25			Evidence of Cooling:N				
Analyte	Result	Limit	Units	MRL	Dil.	Batch	Start/Extract	Analyzed	Notes
Method: EPA 200.8									
Copper	0.127	1.3	mg/L	0.0010	1	28810-25		07/13/16 13:11	
Lead	0.0060	0.02	mg/L	0.0002	1	28810-25		07/13/16 13:11	
Sample: 143-B		Collected: 06/29/16 07:47			Temp: 23 C		Matrix: Drinking Water		
Lab ID: 111536		Received: 06/29/16 11:25			Evidence of Cooling:N				

Analyte	Result	Limit	Units	MRL	Dil.	Batch	Start/Extract	Analyzed	Notes
Method: EPA 200.8									
Copper	0.0646	1.3	mg/L	0.0010	1	28810-26		07/13/16 13:13	
Lead	0.0019	0.02	mg/L	0.0002	1	28810-26		07/13/16 13:13	
Sample: 144-A		Collected: 06/29/16 07:47			Temp: 23 C		Matrix: Drinking Water		
Lab ID: 111537		Received: 06/29/16 11:25			Evidence of Cooling:N				
Analyte	Result	Limit	Units	MRL	Dil.	Batch	Start/Extract	Analyzed	Notes
Method: EPA 200.8									
Copper	0.119	1.3	mg/L	0.0010	1	28810-27		07/13/16 13:15	
Lead	0.0004	0.02	mg/L	0.0002	1	28810-27		07/13/16 13:15	
Sample: 144-B		Collected: 06/29/16 07:48			Temp: 23 C		Matrix: Drinking Water		
Lab ID: 111538		Received: 06/29/16 11:25			Evidence of Cooling:N				
Analyte	Result	Limit	Units	MRL	Dil.	Batch	Start/Extract	Analyzed	Notes
Method: EPA 200.8									
Copper	0.152	1.3	mg/L	0.0010	1	28810-28		07/13/16 13:16	
Lead	0.0021	0.02	mg/L	0.0002	1	28810-28		07/13/16 13:16	
Sample: 145-A-1		Collected: 06/29/16 07:49			Temp: 23 C		Matrix: Drinking Water		
Lab ID: 111539		Received: 06/29/16 11:25			Evidence of Cooling:N				
Analyte	Result	Limit	Units	MRL	Dil.	Batch	Start/Extract	Analyzed	Notes
Method: EPA 200.8									
Copper	0.188	1.3	mg/L	0.0010	1	28810-29		07/13/16 13:18	
Lead	0.0019	0.02	mg/L	0.0002	1	28810-29		07/13/16 13:18	
Sample: 145-A-2		Collected: 06/29/16 07:50			Temp: 23 C		Matrix: Drinking Water		
Lab ID: 111540		Received: 06/29/16 11:25			Evidence of Cooling:N				
Analyte	Result	Limit	Units	MRL	Dil.	Batch	Start/Extract	Analyzed	Notes
Method: EPA 200.8									
Copper	0.240	1.3	mg/L	0.0010	1	28810-30		07/13/16 13:20	
Lead	0.0025	0.02	mg/L	0.0002	1	28810-30		07/13/16 13:20	
Sample: 147-A		Collected: 06/29/16 07:51			Temp: 23 C		Matrix: Drinking Water		
Lab ID: 111541		Received: 06/29/16 11:25			Evidence of Cooling:N				
Analyte	Result	Limit	Units	MRL	Dil.	Batch	Start/Extract	Analyzed	Notes
Method: EPA 200.8									
Copper	0.111	1.3	mg/L	0.0010	1	28810-31		07/13/16 13:22	
Lead	0.0037	0.02	mg/L	0.0002	1	28810-31		07/13/16 13:22	
Sample: 147-B		Collected: 06/29/16 07:52			Temp: 23 C		Matrix: Drinking Water		
Lab ID: 111542		Received: 06/29/16 11:25			Evidence of Cooling:N				
Analyte	Result	Limit	Units	MRL	Dil.	Batch	Start/Extract	Analyzed	Notes
Method: EPA 200.8									
Copper	0.0892	1.3	mg/L	0.0010	1	28810-35		07/13/16 13:32	
Lead	0.0007	0.02	mg/L	0.0002	1	28810-35		07/13/16 13:32	
Sample: 148-A		Collected: 06/29/16 07:53			Temp: 23 C		Matrix: Drinking Water		
Lab ID: 111543		Received: 06/29/16 11:25			Evidence of Cooling:N				
Analyte	Result	Limit	Units	MRL	Dil.	Batch	Start/Extract	Analyzed	Notes
Method: EPA 200.8									
Copper	0.217	1.3	mg/L	0.0010	1	28810-36		07/13/16 13:33	
Lead	0.0020	0.02	mg/L	0.0002	1	28810-36		07/13/16 13:33	
Sample: 148-B		Collected: 06/29/16 07:54			Temp: 23 C		Matrix: Drinking Water		

Lab ID: 111544		Received: 06/29/16 11:25				Evidence of Cooling:N			
Analyte	Result	Limit	Units	MRL	Dil.	Batch	Start/Extract	Analyzed	Notes
Method: EPA 200.8									
Copper	0.264	1.3	mg/L	0.0010	1	28810-37		07/13/16 13:35	
Lead	0.0054	0.02	mg/L	0.0002	1	28810-37		07/13/16 13:35	
Sample: 149-A-2		Collected: 06/29/16 07:57				Temp: 23 C		Matrix: Drinking Water	
Lab ID: 111545		Received: 06/29/16 11:25				Evidence of Cooling:N			
Analyte	Result	Limit	Units	MRL	Dil.	Batch	Start/Extract	Analyzed	Notes
Method: EPA 200.8									
Copper	0.374	1.3	mg/L	0.0010	1	28810-38		07/13/16 13:37	
Lead	0.0013	0.02	mg/L	0.0002	1	28810-38		07/13/16 13:37	
Sample: 151-A		Collected: 06/29/16 07:59				Temp: 23 C		Matrix: Drinking Water	
Lab ID: 111546		Received: 06/29/16 11:25				Evidence of Cooling:N			
Analyte	Result	Limit	Units	MRL	Dil.	Batch	Start/Extract	Analyzed	Notes
Method: EPA 200.8									
Copper	0.104	1.3	mg/L	0.0010	1	28810-39		07/13/16 13:39	
Lead	0.0027	0.02	mg/L	0.0002	1	28810-39		07/13/16 13:39	
Sample: 151-B		Collected: 06/29/16 08:00				Temp: 23 C		Matrix: Drinking Water	
Lab ID: 111547		Received: 06/29/16 11:25				Evidence of Cooling:N			
Analyte	Result	Limit	Units	MRL	Dil.	Batch	Start/Extract	Analyzed	Notes
Method: EPA 200.8									
Copper	0.0757	1.3	mg/L	0.0010	1	28810-40		07/13/16 13:41	
Lead	0.0019	0.02	mg/L	0.0002	1	28810-40		07/13/16 13:41	
Sample: 152-A		Collected: 06/29/16 08:01				Temp: 23 C		Matrix: Drinking Water	
Lab ID: 111548		Received: 06/29/16 11:25				Evidence of Cooling:N			
Analyte	Result	Limit	Units	MRL	Dil.	Batch	Start/Extract	Analyzed	Notes
Method: EPA 200.8									
Copper	0.123	1.3	mg/L	0.0010	1	28810-41		07/13/16 13:43	
Lead	0.0007	0.02	mg/L	0.0002	1	28810-41		07/13/16 13:43	
Sample: 152-B		Collected: 06/29/16 08:02				Temp: 23 C		Matrix: Drinking Water	
Lab ID: 111549		Received: 06/29/16 11:25				Evidence of Cooling:N			
Analyte	Result	Limit	Units	MRL	Dil.	Batch	Start/Extract	Analyzed	Notes
Method: EPA 200.8									
Copper	0.301	1.3	mg/L	0.0010	1	28810-42		07/13/16 13:45	
Lead	0.181	0.02	mg/L	0.0002	1	28810-42		07/13/16 13:45	
Sample: 201-A		Collected: 06/29/16 08:05				Temp: 23 C		Matrix: Drinking Water	
Lab ID: 111550		Received: 06/29/16 11:25				Evidence of Cooling:N			
Analyte	Result	Limit	Units	MRL	Dil.	Batch	Start/Extract	Analyzed	Notes
Method: EPA 200.8									
Copper	0.364	1.3	mg/L	0.0010	1	28810-43		07/13/16 13:47	
Lead	0.0035	0.02	mg/L	0.0002	1	28810-43		07/13/16 13:47	
Sample: 201-B		Collected: 06/29/16 08:06				Temp: 23 C		Matrix: Drinking Water	
Lab ID: 111551		Received: 06/29/16 11:25				Evidence of Cooling:N			
Analyte	Result	Limit	Units	MRL	Dil.	Batch	Start/Extract	Analyzed	Notes
Method: EPA 200.8									
Copper	0.554	1.3	mg/L	0.0010	1	28810-44		07/13/16 13:48	
Lead	0.0061	0.02	mg/L	0.0002	1	28810-44		07/13/16 13:48	

Sample: 202-A Lab ID: 111552		Collected: 06/29/16 08:07 Received: 06/29/16 11:25			Temp: 23 C Evidence of Cooling:N		Matrix: Drinking Water		
Analyte	Result	Limit	Units	MRL	Dil.	Batch	Start/Extract	Analyzed	Notes
Method: EPA 200.8									
Copper	0.211	1.3	mg/L	0.0010	1	28810-49		07/13/16 13:58	
Lead	0.0027	0.02	mg/L	0.0002	1	28810-49		07/13/16 13:58	
Sample: 202-B Lab ID: 111553		Collected: 06/29/16 08:08 Received: 06/29/16 11:25			Temp: 23 C Evidence of Cooling:N		Matrix: Drinking Water		
Analyte	Result	Limit	Units	MRL	Dil.	Batch	Start/Extract	Analyzed	Notes
Method: EPA 200.8									
Copper	0.282	1.3	mg/L	0.0010	1	28810-50		07/13/16 14:00	
Lead	0.0005	0.02	mg/L	0.0002	1	28810-50		07/13/16 14:00	
Sample: 203-A Lab ID: 111554		Collected: 06/29/16 08:09 Received: 06/29/16 11:25			Temp: 23 C Evidence of Cooling:N		Matrix: Drinking Water		
Analyte	Result	Limit	Units	MRL	Dil.	Batch	Start/Extract	Analyzed	Notes
Method: EPA 200.8									
Copper	0.249	1.3	mg/L	0.0010	1	28810-51		07/13/16 14:02	
Lead	0.0021	0.02	mg/L	0.0002	1	28810-51		07/13/16 14:02	
Sample: 203-B Lab ID: 111555		Collected: 06/29/16 08:10 Received: 06/29/16 11:25			Temp: 23 C Evidence of Cooling:N		Matrix: Drinking Water		
Analyte	Result	Limit	Units	MRL	Dil.	Batch	Start/Extract	Analyzed	Notes
Method: EPA 200.8									
Copper	0.277	1.3	mg/L	0.0010	1	28810-52		07/13/16 14:03	
Lead	0.0009	0.02	mg/L	0.0002	1	28810-52		07/13/16 14:03	
Sample: 027-A-2 Lab ID: 111557		Collected: 06/29/16 06:39 Received: 06/29/16 11:25			Temp: 23 C Evidence of Cooling:N		Matrix: Drinking Water		
Analyte	Result	Limit	Units	MRL	Dil.	Batch	Start/Extract	Analyzed	Notes
Method: EPA 200.8									
Copper	0.219	1.3	mg/L	0.0010	1	28810-53		07/13/16 14:05	
Lead	0.0035	0.02	mg/L	0.0002	1	28810-53		07/13/16 14:05	
Sample: 113-A-2 Lab ID: 111567		Collected: 06/29/16 07:19 Received: 06/29/16 11:25			Temp: 23 C Evidence of Cooling:N		Matrix: Drinking Water		
Analyte	Result	Limit	Units	MRL	Dil.	Batch	Start/Extract	Analyzed	Notes
Method: EPA 200.8									
Copper	0.326	1.3	mg/L	0.0010	1	28810-54		07/13/16 14:07	
Lead	0.0039	0.02	mg/L	0.0002	1	28810-54		07/13/16 14:07	

Abbreviations

MRL Method Reporting Limit
 ND None Detected at or above the MRL
 Limit Maximum Contamination Level (Limit) - The water is considered safe for drinking if the analytical results are below this federal recommended action level.

Units of Measure:

mg/L Milligrams Per Liter

Chain of Custody Record-Water Samples
020-Willamette Primary School: 1403 12th St., West Linn, OR 97068

Location/Site	Date Collected	Collector's Name	Time	Date Delivered
016-C	6/29/2016	Jeff Chambers	6:24 AM	6/29/2016
019-A	6/29/2016	Jeff Chambers	6:26 AM	6/29/2016
020-A	6/29/2016	Jeff Chambers	6:27 AM	6/29/2016
020-B	6/29/2016	Jeff Chambers	6:28 AM	6/29/2016
025-A-1	6/29/2016	Jeff Chambers	6:31 AM	6/29/2016
026-A-1	6/29/2016	Jeff Chambers	6:33 AM	6/29/2016
026-A-2	6/29/2016	Jeff Chambers	6:34 AM	6/29/2016
027-A-1	6/29/2016	Jeff Chambers	6:38 AM	6/29/2016
027-A-2	6/29/2016	Jeff Chambers	6:39 AM	6/29/2016
029-A	6/29/2016	Jeff Chambers	6:40 AM	6/29/2016
030-A	6/29/2016	Jeff Chambers	6:41 AM	6/29/2016
035-C	6/29/2016	Jeff Chambers	6:42 AM	6/29/2016
038-A	6/29/2016	Jeff Chambers	6:44 AM	6/29/2016
038-B	6/29/2016	Jeff Chambers	6:45 AM	6/29/2016
039-A	6/29/2016	Jeff Chambers	6:46 AM	6/29/2016
039-B	6/29/2016	Jeff Chambers	6:47 AM	6/29/2016
040-A-1	6/29/2016	Jeff Chambers	6:48 AM	6/29/2016
040-A-2	6/29/2016	Jeff Chambers	6:49 AM	6/29/2016
037-C				
042-A	6/29/2016	Jeff Chambers	6:52 AM	6/29/2016
042-B	6/29/2016	Jeff Chambers	6:53 AM	6/29/2016
044-A	6/29/2016	Jeff Chambers	6:54 AM	6/29/2016
044-B	6/29/2016	Jeff Chambers	6:55 AM	6/29/2016
045-A-1	6/29/2016	Jeff Chambers	6:56 AM	6/29/2016
045-A-2	6/29/2016	Jeff Chambers	6:57 AM	6/29/2016
047-A	6/29/2016	Steve Matthias	6:58 AM	6/29/2016
047-B	6/29/2016	Steve Matthias	6:59 AM	6/29/2016
048-A	6/29/2016	Jeff Chambers	6:59 AM	6/29/2016
048-B	6/29/2016	Jeff Chambers	7:00 AM	6/29/2016
107-A	6/29/2016	Jeff Chambers	7:06 AM	6/29/2016
110-A	6/29/2016	Jeff Chambers	7:09 AM	6/29/2016
130-C	6/29/2016	Jeff Chambers	7:11 AM	6/29/2016
111-A-1	6/29/2016	Jeff Chambers	7:13 AM	6/29/2016
111-A-2	6/29/2016	Jeff Chambers	7:14 AM	6/29/2016
111-B	6/29/2016	Jeff Chambers	7:15 AM	6/29/2016

added to end of samples
MRL

WESTLINN SC
 0602931
 PAGE 1 OF 5


 Collector's Signature 6-29-16 Date



 Laboratory Signature 6/29/16 Date


Chain of Custody Record-Water Samples
020-Willamette Primary School: 1403 12th St., West Linn, OR 97068

112-A	6/29/2016	Jeff Chambers	7:16 AM	6/29/2016
112-B	6/29/2016	Jeff Chambers	7:17 AM	6/29/2016
113-A-1	6/29/2016	Jeff Chambers	7:18 AM	6/29/2016
113-A-2	6/29/2016	Jeff Chambers	7:19 AM	6/29/2016
114-A	6/29/2016	Jeff Chambers	7:20 AM	6/29/2016
115-A	6/29/2016	Jeff Chambers	7:22 AM	6/29/2016
115-B	6/29/2016	Jeff Chambers	7:23 AM	6/29/2016
117-A	6/29/2016	Jeff Chambers	7:25 AM	6/29/2016
119-A	6/29/2016	Jeff Chambers	7:26 AM	6/29/2016
119-B	6/29/2016	Jeff Chambers	7:27 AM	6/29/2016
126-C	6/29/2016	Jeff Chambers	7:28 AM	6/29/2016
133-A	6/29/2016	Jeff Chambers	7:31 AM	6/29/2016
133-B	6/29/2016	Jeff Chambers	7:32 AM	6/29/2016
134-A	6/29/2016	Jeff Chambers	7:34 AM	6/29/2016
138-A	6/29/2016	Jeff Chambers	7:38 AM	6/29/2016
138-B	6/29/2016	Jeff Chambers	7:39 AM	6/29/2016
139-C	6/29/2016	Jeff Chambers	7:39 AM	6/29/2016
140-A	6/29/2016	Jeff Chambers	7:41 AM	6/29/2016
140-B	6/29/2016	Jeff Chambers	7:42 AM	6/29/2016
141-A	6/29/2016	Jeff Chambers	7:43 AM	6/29/2016
141-B	6/29/2016	Jeff Chambers	7:44 AM	6/29/2016
143-A	6/29/2016	Jeff Chambers	7:46 AM	6/29/2016
143-B	6/29/2016	Jeff Chambers	7:47 AM	6/29/2016
144-A	6/29/2016	Jeff Chambers	7:47 AM	6/29/2016
144-B	6/29/2016	Jeff Chambers	7:48 AM	6/29/2016
145-A-1	6/29/2016	Jeff Chambers	7:49 AM	6/29/2016
145-A-2	6/29/2016	Jeff Chambers	7:50 AM	6/29/2016
147-A	6/29/2016	Jeff Chambers	7:51 AM	6/29/2016
147-B	6/29/2016	Jeff Chambers	7:52 AM	6/29/2016
148-A	6/29/2016	Jeff Chambers	7:53 AM	6/29/2016
148-B	6/29/2016	Jeff Chambers	7:54 AM	6/29/2016
149-A-1				
149-A-2	6/29/2016	Jeff Chambers	7:57 AM	6/29/2016
151-A	6/29/2016	Jeff Chambers	7:59 AM	6/29/2016
151-B	6/29/2016	Jeff Chambers	8:00 AM	6/29/2016
152-A	6/29/2016	Jeff Chambers	8:01 AM	6/29/2016

added to end of samples
 with

16062951 page 2 of 3


 6-29-16
 Collector's Signature Date


 6/29/16
 Laboratory Signature Date

Chain of Custody Record-Water Samples
020-Willamette Primary School: 1403 12th St., West Linn, OR 97068

152-B	6/29/2016	Jeff Chambers	8:02 AM	6/29/2016
201-A	6/29/2016	Jeff Chambers	8:05 AM	6/29/2016
201-B	6/29/2016	Jeff Chambers	8:06 AM	6/29/2016
202-A	6/29/2016	Jeff Chambers	8:07 AM	6/29/2016
202-B	6/29/2016	Jeff Chambers	8:08 AM	6/29/2016
203-A	6/29/2016	Jeff Chambers	8:09 AM	6/29/2016
203-B	6/29/2016	Jeff Chambers	8:10 AM	6/29/2016

U002931 Page 3 of 3

 6-29-16
Collector's Signature Date

 6/29/16
Laboratory Signature Date

PIXIS Labs

Accurate. Reliable. On Time.

Pixis Labs

12423 NE Whitaker Way

Portland, OR 97230

503-254-1794

Job Number: 6063014R1

Report Date: 07/18/2016

ORELAP #: OR100028

Project No: 020-Willamette Primary School

Cover Letter

Pat McGough
West Linn School District
2755 SW Borland
West Linn, OR 97068

Dear Pat McGough,

Enclosed please find Pixis Labs analytical report for samples received as order number 6063014 on 06/30/2016. Should you have any questions about this report or any other matter, please do not hesitate to contact us. We are here to help you.

Test results relate only to the parameters tested and to the samples as received by the laboratory. Test results meet all requirements of NELAP and the Pixis quality assurance plan unless otherwise noted. This report shall not be reproduced, except in full, without the written consent of this laboratory. Samples will be kept a maximum of 15 days from the report date unless prior arrangements have been made.

Thank you for allowing Pixis to be of service to you, we appreciate your business.

Sincerely,

Signed

Richard Reid

Project Manager

Sample Results

Sample: 037-C		Collected: 06/30/16 07:18		Temp: 23 C		Matrix: Drinking Water			
Lab ID: 112439		Received: 06/30/16 10:00		Evidence of Cooling:N					
Analyte	Result	Limit	Units	MRL	Dil.	Batch	Start/Extract	Analyzed	Notes
Method: EPA 200.8									
Copper	0.445	1.3	mg/L	0.0010	1	28810-84		07/13/16 15:06	
Lead	0.0003	0.02	mg/L	0.0002	1	28810-84		07/13/16 15:06	
Sample: 149-A-1		Collected: 06/30/16 07:19		Temp: 23 C		Matrix: Drinking Water			
Lab ID: 112440		Received: 06/30/16 10:00		Evidence of Cooling:N					
Analyte	Result	Limit	Units	MRL	Dil.	Batch	Start/Extract	Analyzed	Notes
Method: EPA 200.8									
Copper	0.321	1.3	mg/L	0.0010	1	28810-85		07/13/16 15:08	
Lead	0.0386	0.02	mg/L	0.0002	1	28810-85		07/13/16 15:08	

Abbreviations


MRL Method Reporting Limit
ND None Detected at or above the MRL
Limit Maximum Contamination Level (Limit) - The water is considered safe for drinking if the analytical results are below this federal recommended action level.

Units of Measure:


mg/L Milligrams Per Liter


West Linn SC
6063014

Chain of Custody Record-Water Samples
020-Willamette Primary School: 1403 12th St., West Linn, OR 97068



Location/Site	Date Collected	Collector's Name	Time	Date Delivered
016-C				
019-A				
020-A				
020-B				
025-A-1				
026-A-1				
026-A-2				
027-A-1				
027-A-2				
029-A				
030-A				
035-C				
038-A				
038-B				
039-A				
039-B				
040-A-1				
040-A-2				
037-C	6/30/2016	Steve Matthiass	7:18 AM	
042-A				
042-B				
044-A				
044-B				
045-A-1				
045-A-2				
047-A				
047-B				
048-A				
048-B				
107-A				
110-A				
130-C				
111-A-1				
111-A-2				
111-B				


Collector's Signature 6-30-16
Date


Laboratory Signature 6/30/16, 1000
Date

23°C, no cooling

WestLinnSc
6063014

Chain of Custody Record-Water Samples
020-Willamette Primary School: 1403 12th St., West Linn, OR 97068

112-A				
112-B				
113-A-1				
113-A-2				
114-A				
115-A				
115-B				
117-A				
119-A				
119-B				
126-C				
133-A				
133-B				
134-A				
138-A				
138-B				
139-C				
140-A				
140-B				
141-A				
141-B				
143-A				
143-B				
144-A				
144-B				
145-A-1				
145-A-2				
147-A				
147-B				
148-A				
148-B				
149-A-1	6/30/2016	Steve Matthiass	7:19 AM	
149-A-2				
151-A				
151-B				
152-A				


Collector's Signature

6-30-16
Date


Laboratory Signature

23°C
Date

