

**FROM THE PRINCIPAL**

Dear Parents and Community Members,

How do we create learning communities for the greatest thinkers and most thoughtful people... for the world?

The West Linn-Wilsonville School District mission "question" expresses Boeckman Creek's dedication to outstanding student achievement. We use regularly scheduled assessments, student-teacher conferences and State tests to measure student learning and identify significant avenues for school improvement.

The redesigned Oregon Department of Education school report card provides additional information. Boeckman Creek's Overall State Rating of 4 indicates we meet targets for reading and math.

However, as long as there is a higher score, we will strive for it! Boeckman Creek is committed to remarkable annual learning growth for all children. We must pay particular attention to supporting subgroups of learners, such as emerging bilingual children and those with disabilities, to achieve the highest rating.

Boeckman Creek is synonymous with strong community. We look forward to collaborating with you to grow the greatest thinkers and most thoughtful people for the world.

Thank you,

Principal | Lindy Sproul

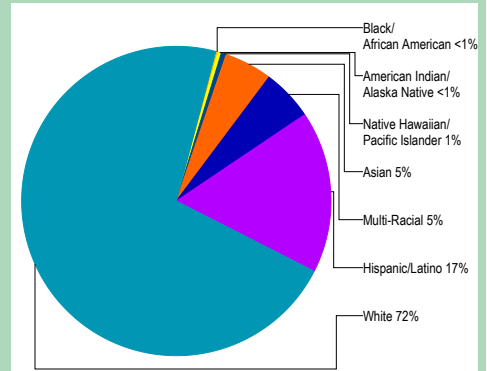
**SCHOOL PROFILE**

Enrollment 2012-13	561
K-3	370
4-5	191
Change from previous year	-8.8%
Students attending 90% or more of enrolled days	>95%
.....	
Average elementary class size	25.3
Change from previous year	+3.9

Select Demographics 2012-13	
English Learners	11%
<i>Students who have ever been eligible for or participated in a program to acquire academic English.</i>	
Economically disadvantaged	37%
Students with disabilities	10%
.....	
Number of different languages spoken:	20

Note: a "\*" is displayed when the data must be suppressed to protect student confidentiality.

**STUDENTS**

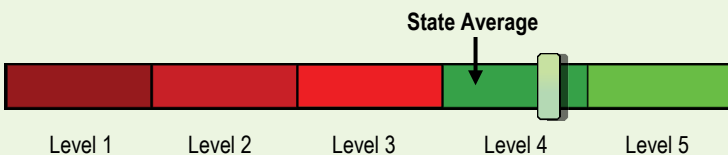


**OVERALL STATE RATING**

HOW ARE STUDENTS AT THIS SCHOOL PERFORMING COMPARED TO THOSE AT OTHER SCHOOLS?

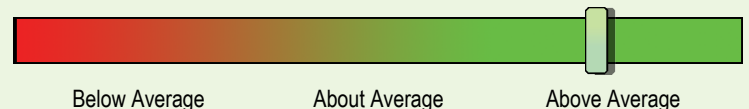
The overall state rating is intended to summarize this school's particular successes and challenges. It is based on a combination of up to five factors. Three of these factors come from standardized test scores in reading and math: student achievement, student growth, and the growth of underserved subgroups. Please be aware that this rating is based mainly on high-stakes testing and accordingly, represents a limited view of student performance. Other aspects of this report card are designed to put this rating in the proper context.

Compared to all schools statewide in 2012-13, this school is rated as Level 4.



- Level 1** = Falls into the bottom 5% of schools
- Level 2** = Falls between 5% and 15% of schools
- Level 3** = Falls between 15% and 44% of schools
- Level 4** = Falls between 44% and 90% of schools
- Level 5** = Falls into the top 10% of schools

Compared to elementary schools with similar student demographics in 2012-13, this school's rating is above average.



- Below average** = Falls into the bottom third of comparison schools
- About average** = Falls into the middle third of comparison schools
- Above average** = Falls into the top third of comparison schools

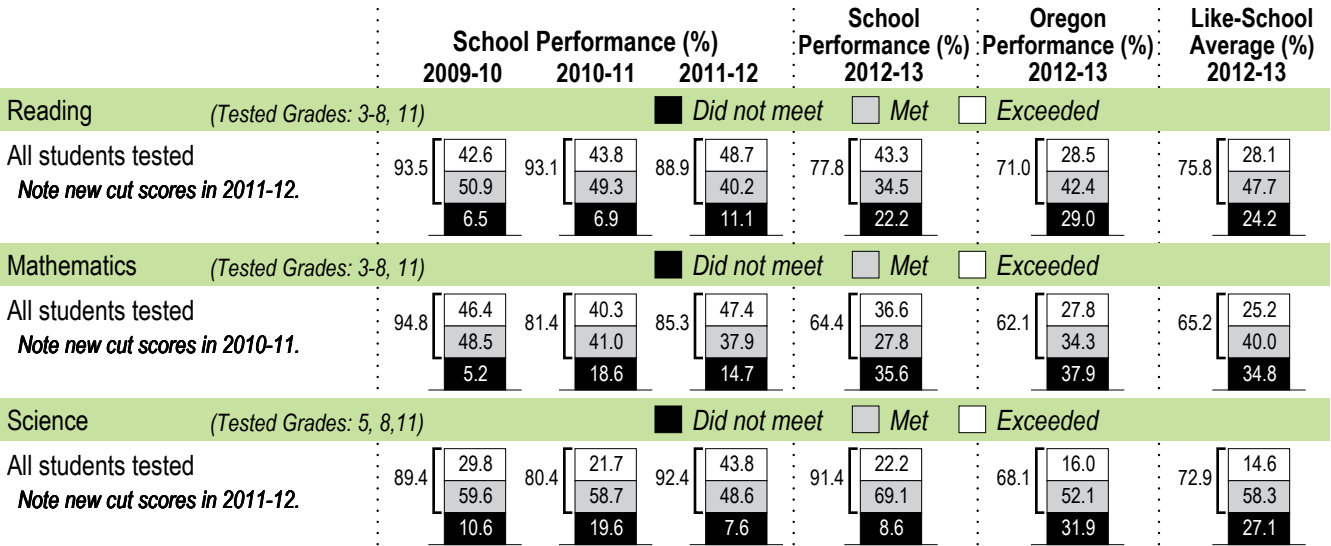
**PROGRESS** ARE STUDENTS MAKING ADEQUATE GAINS OVER TIME?

**SCHOOL PERFORMANCE**

Students meeting or exceeding state standards on exams

Did at least 95% of the students at this school take required state exams?  Yes  No

Participation rate criteria are in place to ensure schools test as many eligible students as possible



Visit [www.ode.state.or.us/go/data](http://www.ode.state.or.us/go/data) for additional state exam results.

Note: a "\*" is displayed when data are unavailable or to protect student confidentiality.

**OUTCOMES** FOR KEY STUDENT GROUPS AT THIS SCHOOL COMPARED TO THE SAME GROUPS STATEWIDE

**STUDENT GROUP OUTCOMES**

	School Performance (%)	Oregon Performance (%)	School Compared to OR Average		School Performance (%)	Oregon Performance (%)	School Compared to OR Average		School Performance (%)	Oregon Performance (%)	School Compared to OR Average
<b>All Students</b>				<b>American Indian/Alaska Native</b>				<b>Native Hawaiian/Pacific Islander</b>			
Reading	77.8	71.0	+6.8	Reading	*	57.4	*	Reading	*	59.1	*
Mathematics	64.4	62.1	+2.3	Mathematics	*	47.3	*	Mathematics	*	46.5	*
Science	91.4	68.1	+23.3	Science	*	53.2	*	Science	*	49.4	*
<b>Economically Disadvantaged</b>				<b>Asian</b>				<b>White</b>			
Reading	65.6	60.2	+5.4	Reading	80.0	79.5	+0.5	Reading	83.0	77.7	+5.3
Mathematics	44.8	50.3	-5.5	Mathematics	80.0	79.7	+0.3	Mathematics	70.8	68.0	+2.8
Science	83.3	55.5	+27.8	Science	*	74.9	*	Science	>95	76.5	*
<b>English Learners</b>				<b>Black/African American</b>				<b>Female</b>			
Reading	37.9	46.5	-8.6	Reading	*	55.2	*	Reading	81.8	73.2	+8.6
Mathematics	27.6	43.3	-15.7	Mathematics	*	42.5	*	Mathematics	66.9	61.5	+5.4
Science	63.6	39.6	+24.0	Science	*	47.9	*	Science	91.5	65.9	+25.6
<b>Students with Disabilities</b>				<b>Hispanic/Latino</b>				<b>Male</b>			
Reading	51.7	43.0	+8.7	Reading	56.6	52.1	+4.5	Reading	73.5	68.8	+4.7
Mathematics	34.5	33.7	+0.8	Mathematics	37.7	45.2	-7.5	Mathematics	61.8	62.7	-0.9
Science	*	42.9	*	Science	70.6	45.3	+25.3	Science	91.2	70.3	+20.9
<b>Talented and Gifted</b>				<b>Multi-Racial</b>							
Reading	>95	98.5	*	Reading	77.8	76.0	+1.8				
Mathematics	>95	98.1	*	Mathematics	55.6	65.8	-10.2				
Science	>95	98.0	*	Science	*	73.5	*				

Note: a "\*" is displayed when data are unavailable or to protect student confidentiality.

**CURRICULUM & LEARNING ENVIRONMENT** WHAT IS THIS SCHOOL DOING TO IMPROVE STUDENT LEARNING AND TO PREPARE STUDENTS FOR THE FUTURE?

**SCHOOL READINESS**

District PK to prepare for social, emotional and academic success

Character education explicitly taught and modeled

Child-parent-teacher goal setting conferences

District exceeds state standard for yearly instructional hours

School counselor provides support to students and families

**ACADEMIC SUPPORT**

ESOL for emerging bilingual children to meet grade level standards

Special education supports those w/ qualified learning disabilities

Gifted Education supports curriculum-instructional differentiation

Child Study Team confers to develop plans for struggling learners

**ACADEMIC ENRICHMENT**

Vibrant music and physical education/wellness program

Spanish World Language instruction

On-site school vegetable garden and sustainability curriculum

Enrichment classes span a range of art, science and wellness topics

All District Art Show

Science, technology, engineering and math curriculum (STEM)

Annual Science and Inquiry Fair

**EXTRACURRICULAR ACTIVITIES**

Music concerts performed by each grade level

Lego Robotics team participates in regional competitions

Battle of the Books competition open to all upper grade children

100% student participation in annual Fun Run

*Data and information in the Curriculum and Learning Environment section was provided by local schools and districts and was not verified by the Oregon Department of Education.*