

FROM THE PRINCIPAL

Dear Parents and Community Members,

How do we create learning communities for the greatest thinkers and most thoughtful people..for the world?

The West Linn-Wilsonville School District mission “question” expresses Bolton’s dedication to outstanding student achievement. We use regularly scheduled assessments, student-teacher conferences and State tests to measure student learning and identify significant avenues for school improvement.

The redesigned ODE school report card provides additional information. Bolton’s Overall State Rating of 5 indicates we meet targets for reading and math. Bolton is extremely proud of our

outstanding rating and we look forward to continuing excellence at this level! Bolton is committed to remarkable annual learning growth for all children. We must pay particular attention to supporting subgroups of learners, such as emerging bilingual children and those with disabilities, to continue to achieve the highest rating.

Bolton is synonymous with strong community. We look forward to collaborating with you to grow the greatest thinkers and most thoughtful people for the world.

Thank you,

Principal | Holly Omlin-Ruback

SCHOOL PROFILE

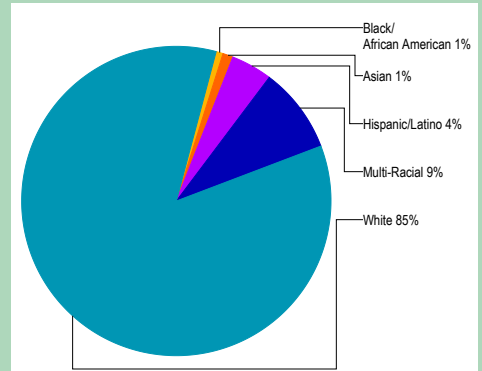
Enrollment 2012-13	279
K-3	183
4-5	96
Change from previous year	-0.4%
Students attending 90% or more of enrolled days	>95%
.....	
Average elementary class size	18.6
Change from previous year	-3.2

Select Demographics 2012-13

English Learners	*
<i>Students who have ever been eligible for or participated in a program to acquire academic English.</i>	
Economically disadvantaged	14%
Students with disabilities	10%
.....	
Number of different languages spoken:	5

Note: a "*" is displayed when the data must be suppressed to protect student confidentiality.

STUDENTS

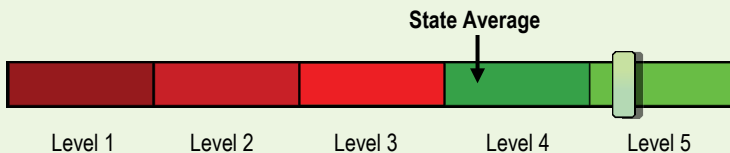


OVERALL STATE RATING

HOW ARE STUDENTS AT THIS SCHOOL PERFORMING COMPARED TO THOSE AT OTHER SCHOOLS?

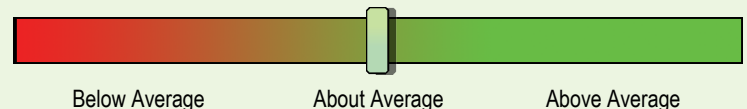
The overall state rating is intended to summarize this school's particular successes and challenges. It is based on a combination of up to five factors. Three of these factors come from standardized test scores in reading and math: student achievement, student growth, and the growth of underserved subgroups. Please be aware that this rating is based mainly on high-stakes testing and accordingly, represents a limited view of student performance. Other aspects of this report card are designed to put this rating in the proper context.

Compared to all schools statewide in 2012-13, this school is rated as Level 5.



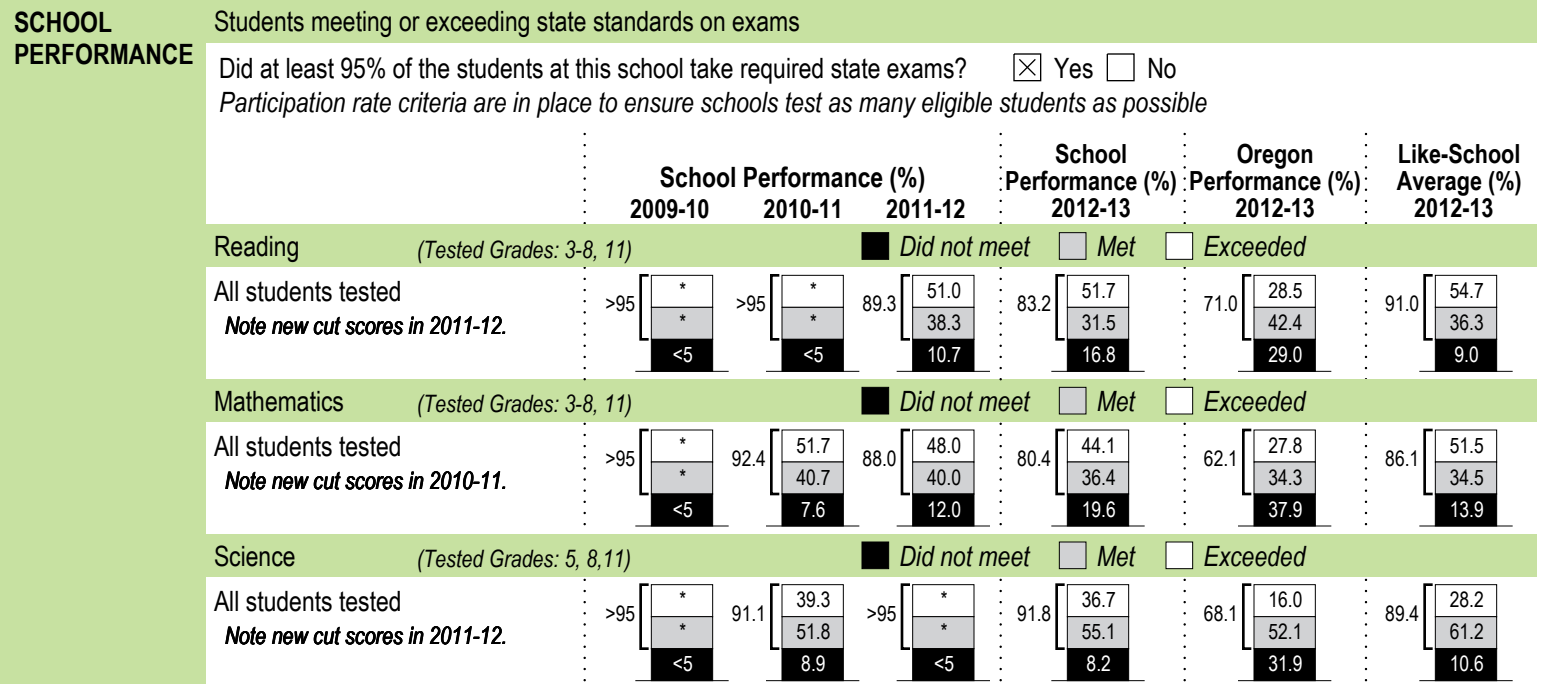
- Level 1** = Falls into the bottom 5% of schools
- Level 2** = Falls between 5% and 15% of schools
- Level 3** = Falls between 15% and 44% of schools
- Level 4** = Falls between 44% and 90% of schools
- Level 5** = Falls into the top 10% of schools

Compared to elementary schools with similar student demographics in 2012-13, this school's rating is about average.



- Below average** = Falls into the bottom third of comparison schools
- About average** = Falls into the middle third of comparison schools
- Above average** = Falls into the top third of comparison schools

PROGRESS ARE STUDENTS MAKING ADEQUATE GAINS OVER TIME?



Visit www.ode.state.or.us/go/data for additional state exam results.

Note: a "*" is displayed when data are unavailable or to protect student confidentiality.

OUTCOMES FOR KEY STUDENT GROUPS AT THIS SCHOOL COMPARED TO THE SAME GROUPS STATEWIDE

STUDENT GROUP OUTCOMES	School Performance (%)	Oregon Performance (%)	School Compared to OR Average	School Performance (%)	Oregon Performance (%)	School Compared to OR Average	School Performance (%)	Oregon Performance (%)	School Compared to OR Average		
	All Students				American Indian/Alaska Native			Native Hawaiian/Pacific Islander			
Reading	83.2	71.0	+12.2	Reading	*	57.4	*	Reading	*	59.1	*
Mathematics	80.4	62.1	+18.3	Mathematics	*	47.3	*	Mathematics	*	46.5	*
Science	91.8	68.1	+23.7	Science	*	53.2	*	Science	*	49.4	*
Economically Disadvantaged				Asian			White				
Reading	59.1	60.2	-1.1	Reading	*	79.5	*	Reading	85.0	77.7	+7.3
Mathematics	50.0	50.3	-0.3	Mathematics	*	79.7	*	Mathematics	82.5	68.0	+14.5
Science	62.5	55.5	+7.0	Science	*	74.9	*	Science	94.9	76.5	+18.4
English Learners				Black/African American			Female				
Reading	*	46.5	*	Reading	*	55.2	*	Reading	88.4	73.2	+15.2
Mathematics	*	43.3	*	Mathematics	*	42.5	*	Mathematics	81.2	61.5	+19.7
Science	*	39.6	*	Science	*	47.9	*	Science	88.9	65.9	+23.0
Students with Disabilities				Hispanic/Latino			Male				
Reading	45.5	43.0	+2.5	Reading	50.0	52.1	-2.1	Reading	78.4	68.8	+9.6
Mathematics	45.5	33.7	+11.8	Mathematics	25.0	45.2	-20.2	Mathematics	79.7	62.7	+17.0
Science	62.5	42.9	+19.6	Science	*	45.3	*	Science	>95	70.3	*
Talented and Gifted				Multi-Racial							
Reading	>95	98.5	*	Reading	92.3	76.0	+16.3	<div style="border: 1px solid black; padding: 5px;"> Note: a "*" is displayed when data are unavailable or to protect student confidentiality. </div>			
Mathematics	>95	98.1	*	Mathematics	92.3	65.8	+26.5				
Science	>95	98.0	*	Science	>95	73.5	*				



Bolton Primary School

5933 Holmes St
West Linn, OR 97068-2773, (503) 673-7900
www.bolps.wlww.k12.or.us

DISTRICT West Linn-Wilsonville SD 3J
SUPERINTENDENT William Rhoades
PRINCIPAL Holly Omlin-Ruback
GRADES SERVED PK-5

For more report card measures
including detailed demographic
information visit
www.ode.state.or.us/go/SchoolRC

CURRICULUM & LEARNING ENVIRONMENT WHAT IS THIS SCHOOL DOING TO IMPROVE STUDENT LEARNING AND TO PREPARE STUDENTS FOR THE FUTURE?

SCHOOL READINESS

District PK to prepare for social, emotional and academic success
Character education explicitly taught and modeled
Child-parent-teacher goal setting conferences

District exceeds state standard for yearly instructional hours
School counselor provides support to students and families

ACADEMIC SUPPORT

ESOL for emerging bilingual children to meet grade level standards
Special education for those with qualified learning disabilities
Gifted Education supports curriculum-instructional differentiation
Child Study Team confers to develop plans for struggling learners

ACADEMIC ENRICHMENT

Vibrant music and physical education/wellness program
Chinese World Language instruction
On-site school vegetable garden and sustainability curriculum
Enrichment classes span a range of art, science and wellness topics
All District Art Show
Science, technology, engineering and math curriculum (STEM)
Annual Science and Inquiry Fair

EXTRACURRICULAR ACTIVITIES

Music concerts performed by each grade level
Lego Robotics team participates in regional competitions

Battle of the Books competition open to all upper grade children
100% student participation in annual Fun Run

Data and information in the Curriculum and Learning Environment section was provided by local schools and districts and was not verified by the Oregon Department of Education.