

FROM THE PRINCIPAL

Dear Parents and Community Members,

How do we create learning communities for the greatest thinkers and most thoughtful people...for the world?

The West Linn-Wilsonville School District mission "question" expresses Inza R. Wood Middle School's dedication to outstanding student achievement. We use regularly scheduled assessments, student-teacher conferences and State tests to measure student learning and identify significant avenues for school improvement.

The redesigned ODE school report card provides additional information. Wood's Overall State Rating of 4 indicates we meet targets for reading and math. However, as long as there is a

higher score, we will strive for it! Wood is committed to remarkable annual learning growth for all children. We must pay particular attention to supporting subgroups of learners, such as emerging bilingual children and those with disabilities, to achieve the highest rating.

Inza R. Wood is synonymous with strong community. We look forward to collaborating with you to grow the greatest thinkers and most thoughtful people for the world.

Thank you,

Principal | Barbara Soisson

SCHOOL PROFILE

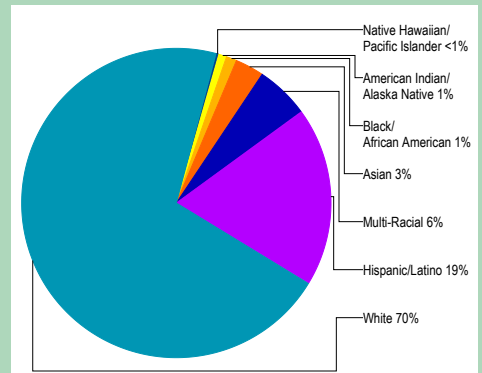
Enrollment 2012-13	731
Change from previous year	+5.2%
Students attending 90% or more of enrolled days	86%

Note: a "*" is displayed when the data must be suppressed to protect student confidentiality.

Select Demographics 2012-13

English Learners	15%
<i>Students who have ever been eligible for or participated in a program to acquire academic English.</i>	
Economically disadvantaged	33%
Students with disabilities	9%
Number of different languages spoken:	14

STUDENTS

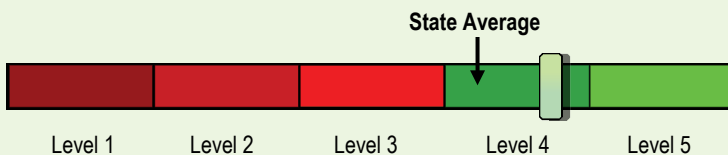


OVERALL STATE RATING

HOW ARE STUDENTS AT THIS SCHOOL PERFORMING COMPARED TO THOSE AT OTHER SCHOOLS?

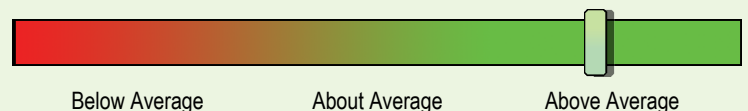
The overall state rating is intended to summarize this school's particular successes and challenges. It is based on a combination of up to five factors. Three of these factors come from standardized test scores in reading and math: student achievement, student growth, and the growth of underserved subgroups. Please be aware that this rating is based mainly on high-stakes testing and accordingly, represents a limited view of student performance. Other aspects of this report card are designed to put this rating in the proper context.

Compared to all schools statewide in 2012-13, this school is rated as Level 4.



- Level 1** = Falls into the bottom 5% of schools
- Level 2** = Falls between 5% and 15% of schools
- Level 3** = Falls between 15% and 44% of schools
- Level 4** = Falls between 44% and 90% of schools
- Level 5** = Falls into the top 10% of schools

Compared to middle schools with similar student demographics in 2012-13, this school's rating is above average.



- Below average** = Falls into the bottom third of comparison schools
- About average** = Falls into the middle third of comparison schools
- Above average** = Falls into the top third of comparison schools

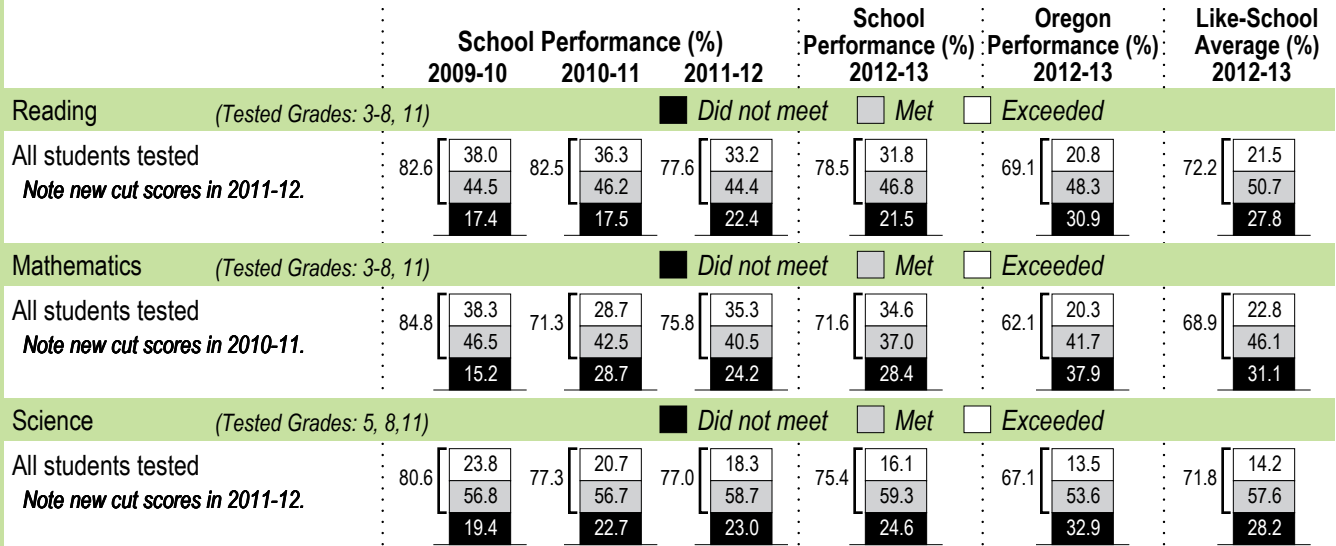
PROGRESS ARE STUDENTS MAKING ADEQUATE GAINS OVER TIME?

SCHOOL PERFORMANCE

Students meeting or exceeding state standards on exams

Did at least 95% of the students at this school take required state exams? Yes No

Participation rate criteria are in place to ensure schools test as many eligible students as possible



Visit www.ode.state.or.us/go/data for additional state exam results.

Note: a "*" is displayed when data are unavailable or to protect student confidentiality.

OUTCOMES FOR KEY STUDENT GROUPS AT THIS SCHOOL COMPARED TO THE SAME GROUPS STATEWIDE

STUDENT GROUP OUTCOMES

	School Performance (%)	Oregon Performance (%)	School Compared to OR Average		School Performance (%)	Oregon Performance (%)	School Compared to OR Average		School Performance (%)	Oregon Performance (%)	School Compared to OR Average
All Students				American Indian/Alaska Native				Native Hawaiian/Pacific Islander			
Reading	78.5	69.1	+9.4	Reading	50.0	55.7	-5.7	Reading	*	52.5	*
Mathematics	71.6	62.1	+9.5	Mathematics	66.7	46.2	+20.5	Mathematics	*	51.6	*
Science	75.4	67.1	+8.3	Science	*	54.9	*	Science	*	43.6	*
Economically Disadvantaged				Asian				White			
Reading	62.2	57.5	+4.7	Reading	66.7	78.4	-11.7	Reading	85.4	75.4	+10.0
Mathematics	51.3	50.0	+1.3	Mathematics	76.2	80.7	-4.5	Mathematics	79.8	67.1	+12.7
Science	56.6	55.0	+1.6	Science	50.0	74.1	-24.1	Science	84.6	74.4	+10.2
English Learners				Black/African American				Female			
Reading	50.0	45.3	+4.7	Reading	83.3	50.2	+33.1	Reading	84.6	72.9	+11.7
Mathematics	39.8	45.2	-5.4	Mathematics	83.3	40.1	+43.2	Mathematics	76.4	63.3	+13.1
Science	35.3	38.6	-3.3	Science	*	38.8	*	Science	74.0	64.4	+9.6
Students with Disabilities				Hispanic/Latino				Male			
Reading	42.2	31.5	+10.7	Reading	57.0	50.9	+6.1	Reading	72.4	65.5	+6.9
Mathematics	29.7	23.4	+6.3	Mathematics	42.2	46.7	-4.5	Mathematics	66.8	60.9	+5.9
Science	45.5	37.0	+8.5	Science	47.8	45.7	+2.1	Science	77.0	69.6	+7.4
Talented and Gifted				Multi-Racial							
Reading	>95	98.6	*	Reading	77.5	73.2	+4.3				
Mathematics	>95	98.3	*	Mathematics	65.0	65.1	-0.1				
Science	>95	98.2	*	Science	88.9	72.7	+16.2				

Note: a "*" is displayed when data are unavailable or to protect student confidentiality.



Inza R Wood Middle School

11055 SW Wilsonville Rd
Wilsonville, OR 97070, (503) 673-7500
www.iwms.wlv.k12.or.us

DISTRICT West Linn-Wilsonville SD 3J
SUPERINTENDENT William Rhoades
PRINCIPAL Barbara Soisson
GRADES SERVED 6-8

For more report card measures
including detailed demographic
information visit
www.ode.state.or.us/go/SchoolRC

CURRICULUM & LEARNING ENVIRONMENT WHAT IS THIS SCHOOL DOING TO IMPROVE STUDENT LEARNING AND TO PREPARE STUDENTS FOR THE FUTURE?

SCHOOL READINESS

PK/ primary programs begin social, emotional, academic success

Character education explicitly taught and modeled

Robust volunteer corps to support student achievement

Child-Parent-Teacher goal setting conferences

District exceeds state standard for yearly instructional hours

School counselor provides support to students and families

ACADEMIC SUPPORT

ACT Explore to help students chart college readiness pathways

ESOL for emerging bilingual children to meet grade level standards

Special education for students with qualified learning disabilities

Gifted Education supports curriculum and instructional differentiation

Child Study Team confers to develop plans for struggling learners

ACADEMIC ENRICHMENT

WORLD LANGUAGE COURSES

Spanish and Mandarin Chinese World Language instruction

Cultural exploration and global connections

SPECIAL PROGRAMS

Vibrant art, music and physical education/wellness program

Annual Middle School Science and Inquiry Fair

CAREER & TECHNICAL EDUCATION

Science, Technology, Engineering and Mathematics curriculum (STEM)

Lego Robotics teams, CREST Farm and garden internships

EXTRACURRICULAR ACTIVITIES

Band, Choir, Orchestra concerts/competitions, Middle School Musical

All District Art Show

Athletic activities and interscholastic sports

Enrichment clubs / Student Leadership teams

Data and information in the Curriculum and Learning Environment section was provided by local schools and districts and was not verified by the Oregon Department of Education.