

FROM THE PRINCIPAL

Dear Parents and Community Members,

How do we create learning communities for the greatest thinkers and most thoughtful people...for the world?

The West Linn-Wilsonville School District mission "question" expresses Stafford's dedication to outstanding student achievement. We use regularly scheduled assessments, student-teacher conferences and State tests to measure student learning and identify significant avenues for school improvement.

The redesigned ODE school report card provides additional information. Stafford's Overall State Rating of 5 indicates we meet targets for reading and math. Stafford is extremely proud of our

outstanding rating and looks forward to continuing excellence at this level! We are committed to remarkable annual learning growth for all children. We must pay particular attention to supporting subgroups of learners, such as emerging bilingual children and those with disabilities, to continue to achieve the highest rating.

Stafford is synonymous with strong community. We look forward to collaborating with you to grow the greatest thinkers and most thoughtful people for the world.

Thank you,

Principal | Jen Freeborn

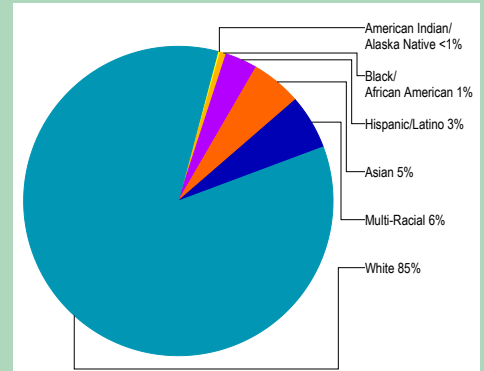
SCHOOL PROFILE

Enrollment 2012-13	475
K-3	308
4-5	167
Change from previous year	-10.4%
Students attending 90% or more of enrolled days	>95%
.....	
Average elementary class size	24.3
Change from previous year	+1.3

Note: a "*" is displayed when the data must be suppressed to protect student confidentiality.

Select Demographics 2012-13	
English Learners	<5%
<i>Students who have ever been eligible for or participated in a program to acquire academic English.</i>	
Economically disadvantaged	12%
Students with disabilities	10%
.....	
Number of different languages spoken:	9

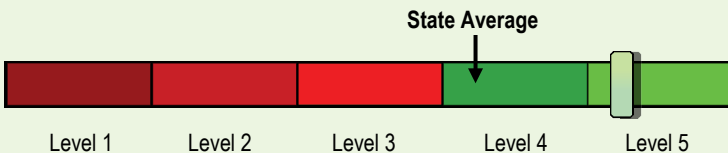
STUDENTS



OVERALL STATE RATING HOW ARE STUDENTS AT THIS SCHOOL PERFORMING COMPARED TO THOSE AT OTHER SCHOOLS?

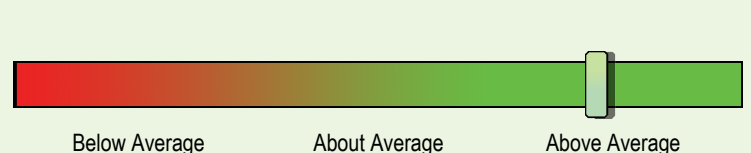
The overall state rating is intended to summarize this school's particular successes and challenges. It is based on a combination of up to five factors. Three of these factors come from standardized test scores in reading and math: student achievement, student growth, and the growth of underserved subgroups. Please be aware that this rating is based mainly on high-stakes testing and accordingly, represents a limited view of student performance. Other aspects of this report card are designed to put this rating in the proper context.

Compared to all schools statewide in 2012-13, this school is rated as Level 5.



- Level 1** = Falls into the bottom 5% of schools
- Level 2** = Falls between 5% and 15% of schools
- Level 3** = Falls between 15% and 44% of schools
- Level 4** = Falls between 44% and 90% of schools
- Level 5** = Falls into the top 10% of schools

Compared to elementary schools with similar student demographics in 2012-13, this school's rating is above average.



- Below average** = Falls into the bottom third of comparison schools
- About average** = Falls into the middle third of comparison schools
- Above average** = Falls into the top third of comparison schools

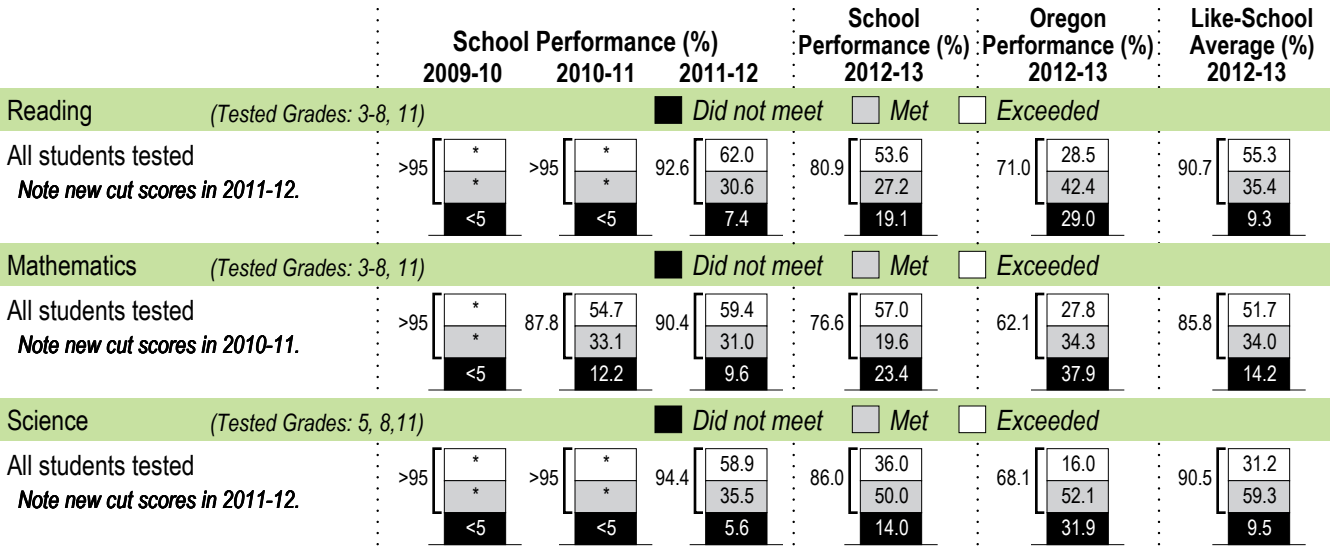
PROGRESS ARE STUDENTS MAKING ADEQUATE GAINS OVER TIME?

SCHOOL PERFORMANCE

Students meeting or exceeding state standards on exams

Did at least 95% of the students at this school take required state exams? Yes No

Participation rate criteria are in place to ensure schools test as many eligible students as possible



Visit www.ode.state.or.us/go/data for additional state exam results.

Note: a "*" is displayed when data are unavailable or to protect student confidentiality.

OUTCOMES FOR KEY STUDENT GROUPS AT THIS SCHOOL COMPARED TO THE SAME GROUPS STATEWIDE

STUDENT GROUP OUTCOMES

	School Performance (%)	Oregon Performance (%)	School Compared to OR Average		School Performance (%)	Oregon Performance (%)	School Compared to OR Average		School Performance (%)	Oregon Performance (%)	School Compared to OR Average
All Students				American Indian/Alaska Native				Native Hawaiian/Pacific Islander			
Reading	80.9	71.0	+9.9	Reading	*	57.4	*	Reading	*	59.1	*
Mathematics	76.6	62.1	+14.5	Mathematics	*	47.3	*	Mathematics	*	46.5	*
Science	86.0	68.1	+17.9	Science	*	53.2	*	Science	*	49.4	*
Economically Disadvantaged				Asian				White			
Reading	57.1	60.2	-3.1	Reading	90.0	79.5	+10.5	Reading	83.6	77.7	+5.9
Mathematics	47.6	50.3	-2.7	Mathematics	90.0	79.7	+10.3	Mathematics	77.6	68.0	+9.6
Science	72.7	55.5	+17.2	Science	*	74.9	*	Science	90.3	76.5	+13.8
English Learners				Black/African American				Female			
Reading	*	46.5	*	Reading	*	55.2	*	Reading	79.8	73.2	+6.6
Mathematics	*	43.3	*	Mathematics	*	42.5	*	Mathematics	71.1	61.5	+9.6
Science	*	39.6	*	Science	*	47.9	*	Science	82.9	65.9	+17.0
Students with Disabilities				Hispanic/Latino				Male			
Reading	48.0	43.0	+5.0	Reading	33.3	52.1	-18.8	Reading	81.8	68.8	+13.0
Mathematics	44.0	33.7	+10.3	Mathematics	44.4	45.2	-0.8	Mathematics	81.8	62.7	+19.1
Science	50.0	42.9	+7.1	Science	*	45.3	*	Science	88.9	70.3	+18.6
Talented and Gifted				Multi-Racial							
Reading	>95	98.5	*	Reading	83.3	76.0	+7.3				
Mathematics	>95	98.1	*	Mathematics	91.7	65.8	+25.9				
Science	>95	98.0	*	Science	*	73.5	*				

Note: a "*" is displayed when data are unavailable or to protect student confidentiality.



Stafford Primary School

19875 SW Stafford Rd
West Linn, OR 97068-9397, (503) 673-7150
www.stafps.wlww.k12.or.us

DISTRICT West Linn-Wilsonville SD 3J
SUPERINTENDENT William Rhoades
PRINCIPAL Jen Freeborn
GRADES SERVED K-5

For more report card measures
including detailed demographic
information visit
www.ode.state.or.us/go/SchoolRC

CURRICULUM & LEARNING ENVIRONMENT WHAT IS THIS SCHOOL DOING TO IMPROVE STUDENT LEARNING AND TO PREPARE STUDENTS FOR THE FUTURE?

SCHOOL READINESS

District PK to prepare for social, emotional and academic success
Character education explicitly taught and modeled
Child-parent-teacher goal setting conferences

District exceeds state standard for yearly instructional hours
School counselor provides support to students and families

ACADEMIC SUPPORT

ESOL for emerging bilingual children to meet grade level standards
Special education for those with qualified learning disabilities
Gifted Education supports curriculum-instructional differentiation
Child Study Team confers to develop plans for struggling learners

ACADEMIC ENRICHMENT

Vibrant music and physical education/wellness program
Chinese World Language instruction
On-site school vegetable garden and sustainability curriculum
Enrichment classes span a range of art, science and wellness topics
All District Art Show
Science, technology, engineering and math curriculum (STEM)
Annual Science and Inquiry Fair

EXTRACURRICULAR ACTIVITIES

Music concerts performed by each grade level
Lego Robotics team participates in regional competitions

Battle of the Books competition open to all upper grade children
100% student participation in annual Fun Run

Data and information in the Curriculum and Learning Environment section was provided by local schools and districts and was not verified by the Oregon Department of Education.