

22210 SW Stafford Rd
Tualatin, OR 97062, (503) 673-7000
www.wlww.k12.or.us

FROM THE DISTRICT SUPERINTENDENT

Dear Parents and Community Members,

How do we create learning communities for the greatest thinkers and most thoughtful people..for the world?

In West Linn-Wilsonville we proudly recognize the outstanding effort and accomplishments of our students who demonstrate high levels of learning from the classroom to the playing fields to the stage. We invest in our students by maintaining an enriched educational program from preschool to graduation. We strive to foster a growth mindset in our students. Learners with a growth mindset display the willingness to persist in learning at high levels leading to unprecedented results.

The redesigned ODE report cards provide additional information. We are proud of our graduation rate of 90% and are committed to closing achievement and opportunity gaps toward our goal of seeing each child graduate from our schools.

Thanks to our community for the strong circle of support surrounding our children; believing in them as they learn to believe in themselves. We look forward to collaboration with you as we grow the greatest thinkers and most thoughtful people for the world.

Thank you,

Superintendent | William Rhoades

DISTRICT PROFILE

ENROLLMENT	Total enrollment 2012-13	Change from previous year	Students attending 90% or more of enrolled days
Grades K - 3	2,590	+6.3%	>95%
Grades 4 - 5	1,319	+0.7%	>95%
Grades 6 - 8	2,100	+2.5%	86%
Grades 9 - 12	2,712	+2.4%	78%

STUDENT MOBILITY	2012-13	Previous three year average
Students transferring:		
Into district	3.9%	3.7%
Out of district	3.5%	3.8%

2012-13

SELECT DEMOGRAPHICS	Grades K - 3	Grades 4 - 5	Grades 6 - 8	Grades 9 - 12
English Learners	7%	6%	7%	6%
Economically disadvantaged	26%	24%	21%	17%
Students with disabilities	9%	13%	10%	10%
Number of different languages spoken	28	21	30	25

Note: a ** is displayed when the data must be suppressed to protect student confidentiality.

STUDENT WELLNESS POLICY

We commit to helping children become self-disciplined people, pursuing a healthy lifestyle. We support: eating a balance of foods, exercise, maintaining healthy relationships, making safe choices relative to risks including tobacco, alcohol, drugs, sexual activity and online communication.

CLASS SIZE	Average class size 2012-13	Change from previous year
Grades K - 3	24.0	+2.0
Grades 4 - 5	25.5	+0.0

TEACHER PROFICIENCY

Percentage of highly qualified teachers (as defined by the federal government) **2012-13**
99.50%

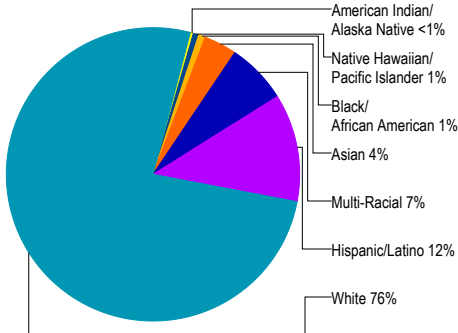
RACIAL EQUITY IN HIRING

The West Linn Wilsonville School District is committed to hiring the best candidates for each position and to attracting a diverse staff to represent the histories, heritages and perspectives of different ethnic groups and individuals who will contribute to our mission to prepare children for the world.

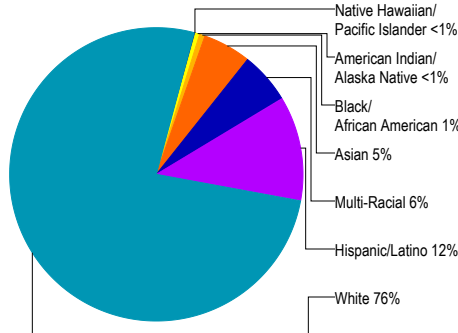
22210 SW Stafford Rd
Tualatin, OR 97062, (503) 673-7000
www.wlww.k12.or.us

DISTRICT PROFILE (CONTINUED)

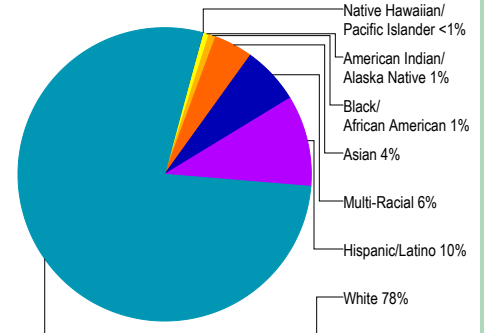
GRADES K - 3 STUDENTS



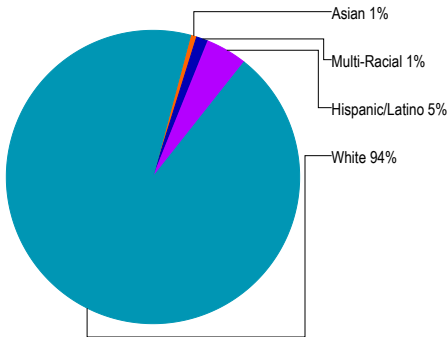
GRADES 4 - 5 STUDENTS



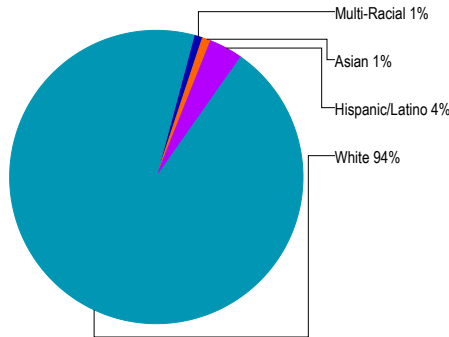
GRADES 6 - 8 STUDENTS



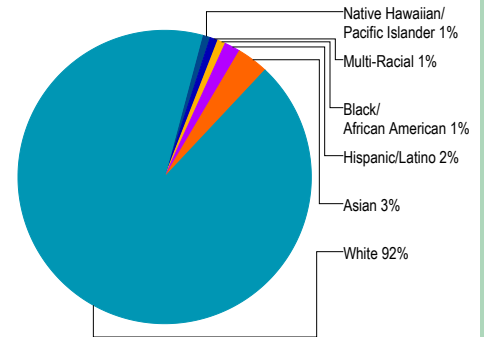
GRADES K - 3 STAFF



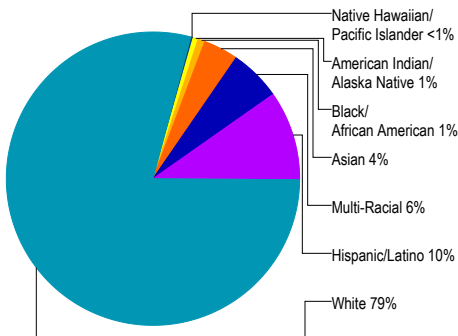
GRADES 4 - 5 STAFF



GRADES 6 - 8 STAFF



GRADES 9 - 12 STUDENTS



PER PUPIL SPENDING

	2012-13	2011-12	2010-11	2009-10	2008-09
District	\$8,056	\$8,116	\$7,797	\$8,280	\$8,814
State	\$9,903	\$9,366	\$9,363	\$9,275	\$9,392

Oregon's quality education model (QEM) suggests adequate per pupil funding should be \$11,970 in 2012-13. (Statewide average) 2012-13 data reflects budgeted not actual.

FUNDING SOURCES

District funding derived from the below sources

Local taxes and fees	47%
State funds	48%
Federal funds	4%

SEISMIC SAFETY RATING

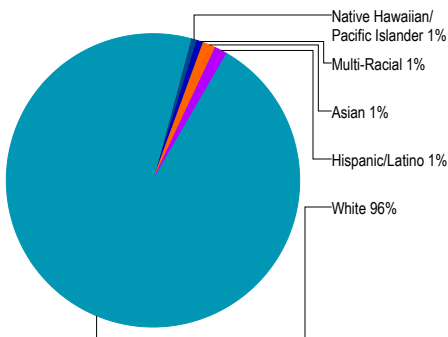
For a detailed report for each school, please visit:
www.oregongeology.org/sub/projects/rvs/default.htm

EXPULSIONS & SUSPENSIONS

	Expulsions	Suspensions
Total Students	*	198
American Indian/Alaska Native	*	*
Asian	*	*
Black/African American	*	*
Hispanic/Latino	*	21
Native Hawaiian/Pacific Islander	*	*
White	*	148
Multi-Racial	*	16

Note: a "*" is displayed when the data must be suppressed to protect student confidentiality.

GRADES 9 - 12 STAFF



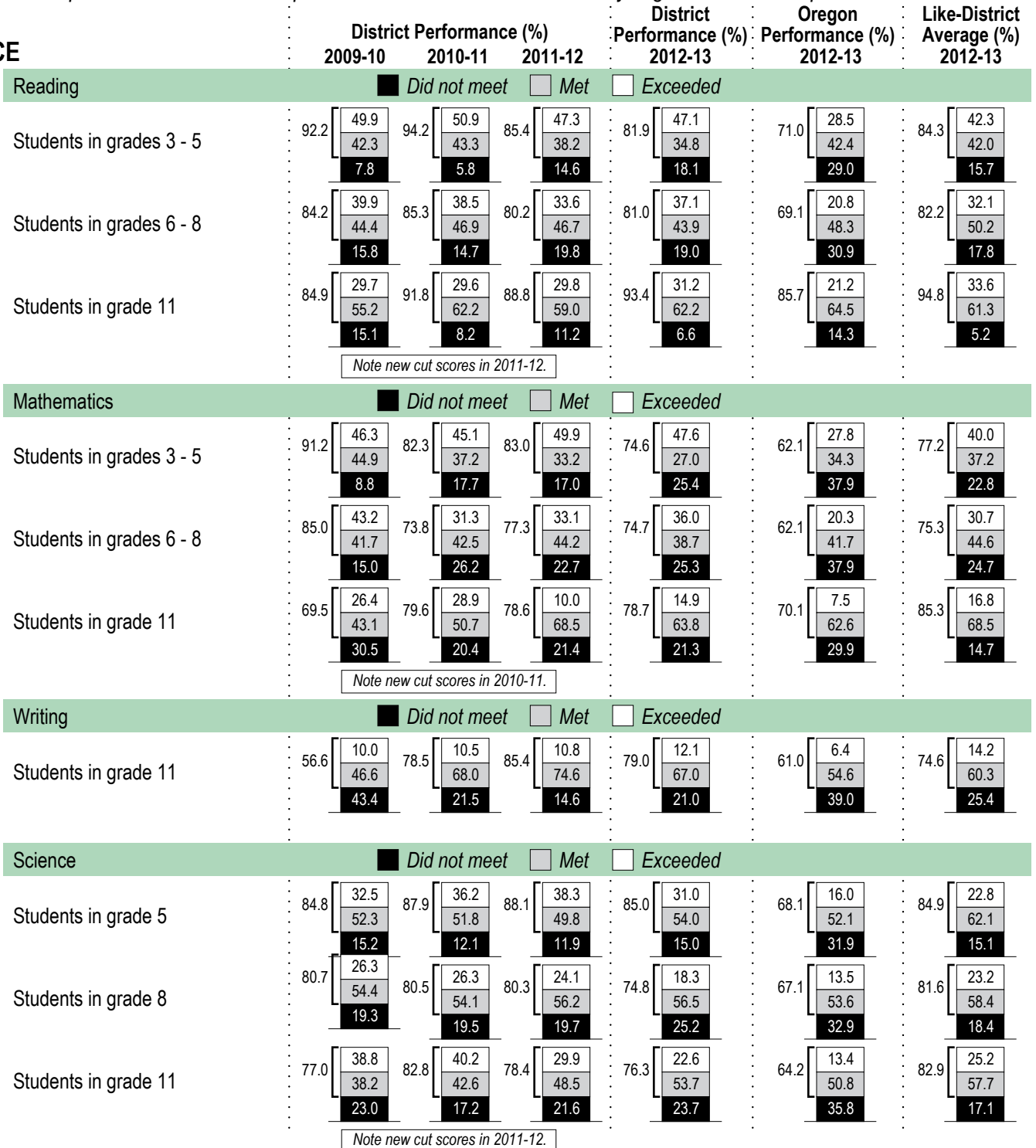
PROGRESS ARE STUDENTS MAKING ADEQUATE GAINS OVER TIME?

Students in the district meeting or exceeding state standards on exams

Did at least 95% of students in this district take state exams? Yes No

Participation rate criteria are in place to ensure schools test as many eligible students as possible

DISTRICT PERFORMANCE



Visit www.ode.state.or.us/go/data for additional state exam results.

Note: a "**" is displayed when data are unavailable or to protect student confidentiality.

22210 SW Stafford Rd
Tualatin, OR 97062, (503) 673-7000
www.wlww.k12.or.us

OUTCOMES WHAT ARE STUDENTS ACHIEVING IN HIGH SCHOOL?

		District Performance (%)			District Performance (%)	Oregon Performance (%)	Like-District Average (%)
		2009-10	2010-11	2011-12	2012-13	2012-13	2012-13
COLLEGE AND CAREER READINESS	Students preparing for college and careers.						
	Freshmen on track to graduate within 4 years	*	83.5	86.9	84.2	*	*
	Students taking SAT	57.3	63.8	63.3	66.1	34.2	55.4
		District Performance (%)			District Performance (%)	Oregon Performance (%)	Like-District Average (%)
		2008-09	2009-10	2010-11	2011-12	2011-12	2011-12
GRADUATION RATE	Students graduating with a regular diploma within four years of entering high school.						
	Overall graduation rate	85.0	82.4	89.1	88.5	68.4	86.8
COMPLETION RATE	Students receiving a regular, modified, extended, or adult high school diploma or completing a GED within five years of entering high school.						
	Overall completion rate	NA	91.3	91.9	94.4	80.5	91.3
DROPOUT RATE	Students who dropped out during the school year and did not re-enroll.						
	Overall dropout rate	1.0	1.1	0.7	0.7	3.4	0.8
		District Performance (%)			District Performance (%)	Oregon Performance (%)	Like-District Average (%)
		2007-08	2008-09	2009-10	2010-11	2010-11	2010-11
CONTINUING EDUCATION	Students continuing their education after high school.						
	Students who enrolled in a community college or four-year school within 16 months of graduation	NA	79.5	78.6	77.7	61.1	74.0

Note: a ** is displayed when the data must be suppressed to protect student confidentiality.

STUDENT GROUP OUTCOMES

		District Performance (%)	Oregon Performance (%)	District Compared to OR Average	District Performance (%)	Oregon Performance (%)	District Compared to OR Average	District Performance (%)	Oregon Performance (%)	District Compared to OR Average
		(%)	(%)		(%)	(%)		(%)	(%)	
All Students	On Track	84.2	--	--	57.1	--	--	*	--	--
	Graduation	88.5	68.4	+20.1	50.0	50.8	-0.8	50.0	66.2	-16.2
	Completion	94.4	80.5	+13.9	100.0	65.6	+34.4	100.0	82.4	+17.6
	Dropout	0.7	3.4	-2.7	0.0	7.7	-7.7	12.5	3.8	+8.7
Economically Disadvantaged	On Track	54.1	--	--	85.7	--	--	87.8	--	--
	Graduation	77.1	61.1	+16.0	100.0	80.7	+19.3	88.9	71.2	+17.7
	Completion	82.4	76.7	+5.7	100.0	85.9	+14.1	94.5	83.2	+11.3
	Dropout	1.7	3.0	-1.3	0.0	0.9	-0.9	0.4	3.0	-2.6
English Learners	On Track	14.3	--	--	*	--	--	89.0	--	--
	Graduation	63.2	49.2	+14.0	66.7	53.3	+13.4	88.9	72.9	+16.0
	Completion	83.3	64.1	+19.2	80.0	70.5	+9.5	96.2	83.3	+12.9
	Dropout	3.1	5.1	-2.0	7.1	5.9	+1.2	0.5	2.8	-2.3
Students with Disabilities	On Track	57.7	--	--	53.9	--	--	79.9	--	--
	Graduation	58.8	38.2	+20.6	84.1	59.5	+24.6	88.2	64.3	+23.9
	Completion	85.5	65.8	+19.7	85.4	71.1	+14.3	92.6	78.0	+14.6
	Dropout	2.0	4.8	-2.8	2.7	4.5	-1.8	0.8	3.9	-3.1
Talented and Gifted	On Track	95.0	--	--	90.5	--	--	90.5	--	--
	Graduation	96.7	90.9	+5.8	94.7	69.1	+25.6	94.7	69.1	+25.6
	Completion	97.8	95.9	+1.9	100.0	84.9	+15.1	100.0	84.9	+15.1
	Dropout	0.0	0.4	-0.4	0.0	3.3	-3.3	0.0	3.3	-3.3

Note: a ** is displayed when the data must be suppressed to protect student confidentiality.

On-Track data is based on the 2012-13 school year; all other data is based on the 2011-12 school year.

On Track Data in the Student Group Outcomes section was provided by local schools and districts and was not verified by the Oregon Department of Education.

CURRICULUM & LEARNING ENVIRONMENT

SCHOOL READINESS	Elementary Schools	Middle Schools	High Schools
	<p>District PK to prepare for social, emotional and academic success</p> <p>Character education explicitly taught and modeled</p> <p>Child-parent-teacher goal setting conferences</p> <p>District exceeds state standard for yearly instructional hours</p> <p>School counselor provides support to students and families</p>	<p>PK/ primary programs begin social, emotional, academic success</p> <p>Character education explicitly taught and modeled</p> <p>District exceeds state standard for yearly instructional hours</p> <p>Child-Parent-Teacher goal setting conferences</p> <p>School counselor provides support to students and families</p>	<p>Strong vibrant character based culture</p> <p>State and National recognition of academic success for school/staff</p> <p>Rich history and vibrant school traditions</p> <p>Top graduation rate in the state of Oregon</p> <p>School counselors provide support to students and families</p>
ACADEMIC SUPPORT	Elementary Schools	Middle Schools	High Schools
	<p>ESOL for emerging bilingual children to meet grade level standards</p> <p>Special education for those with qualified learning disabilities</p> <p>Gifted Education supports curriculum-instructional differentiation</p> <p>Child Study Team confers to develop plans for struggling learners</p>	<p>ACT Explore to help students chart college readiness pathways</p> <p>ESOL program supports emerging bilingual children to meet grade level</p> <p>Special education program supports students with qualified learning di</p> <p>Child Study Team confers to develop plans for struggling learners</p>	<p>Ninth Grade Accelerated Pathway to Success</p> <p>ACT Explore and PSAT to craft a college readiness pathway</p> <p>ESOL for emerging bilingual children to meet grade level standards</p> <p>Special education for students with qualified learning disabilities</p>
ACADEMIC ENRICHMENT	Elementary Schools	Middle Schools	High Schools
	<p>Vibrant music and physical education/wellness program</p> <p>Spanish and Mandarin Chinese World Language instruction</p> <p>On-site school vegetable garden and sustainability curriculum</p> <p>Enrichment classes span a range of art, science and wellness topics</p> <p>All-district art show</p> <p>Science, technology, engineering and math curriculum (STEM)</p> <p>Annual Science and Inquiry Fair</p>	<p>WORLD LANGUAGE COURSES Spanish, French and Mandarin Chinese World Language instruction</p> <p>Cultural exploration and global connections</p> <p>SPECIAL PROGRAMS Vibrant art, music and physical education/wellness program</p> <p>Annual Middle School Science and Inquiry Fair</p>	<p>WORLD LANGUAGE COURSES Language Instruction: Spanish, French, Japanese, Mandarin Chinese</p> <p>Global travel to study language and culture</p> <p>HONORS & DUAL-ENROLLMENT COURSES Honors and Dual Enrollment courses</p> <p>AP: Eng., Math, Sci., Social Sci., Art, Lang., Music Th., Comp. Sci.</p> <p>SPECIAL PROGRAMS Vibrant art, music and drama programs</p> <p>Successful interscholastic athletics teams and clubs</p> <p>Model UN, Mock Trial, Congressional Hearing teams</p>

CURRICULUM & LEARNING ENVIRONMENT CONTINUED . . .

CAREER & TECHNICAL EDUCATION		Middle Schools	High Schools
		Science, Technology, Engineering and Mathematics curriculum (STEM) Lego Robotics teams, CREST Farm and garden internships	Science, Technology, Engineering and Mathematics curriculum (STEM) Annual ISEF Science and Engineering Fair AP Computer Science Partnerships with OIT and CCC for coursework
EXTRACURRICULAR ACTIVITIES	Elementary Schools	Middle Schools	High Schools
	Music concerts performed by each grade level Lego Robotics team participates in regional competitions Battle of the Books competition open to all upper grade children 100% student participation in annual Fun Run	Band, Choir, Orchestra concerts/competitions, Middle School Musical All District Art Show Athletic activities and interscholastic sports Enrichment clubs Student Leadership teams	Band, Choir, and Orchestra performances and competitions Widely varied Academic and Service clubs National Honor Societies; Arts, Thespians, World Language, Academics

Data and information in the Curriculum and Learning Environment section was provided by local schools and districts and was not verified by the Oregon Department of Education.