

FROM THE PRINCIPAL

Dear Parents and Community Members,

How do we create learning communities for the greatest thinkers and most thoughtful people...for the world?

The West Linn-Wilsonville School District mission “question” expresses Rosemont Ridge Middle School’s dedication to outstanding student achievement. We use regularly scheduled assessments, student-teacher conferences and State tests to measure student learning and identify significant avenues for school improvement.

The Oregon School Report Card provides additional information. Rosemont Ridge's Overall State Rating of 4 indicates we meet targets for reading and math. However, as long as there is a

higher score, we will strive for it! Rosemont Ridge is committed to remarkable annual learning growth for all children. We pay particular attention to supporting subgroups of learners, emerging bilingual children and those with disabilities, to achieve the highest rating.

Rosemont Ridge is synonymous with strong community. We look forward to collaborating with you to grow the greatest thinkers and most thoughtful people for the world.

Thank you,

Principal | Debi Briggs-Crispin

SCHOOL PROFILE

Enrollment 2013-14	708
Change from previous year	+3.1%
Students attending 90% or more of enrolled days	88.4%

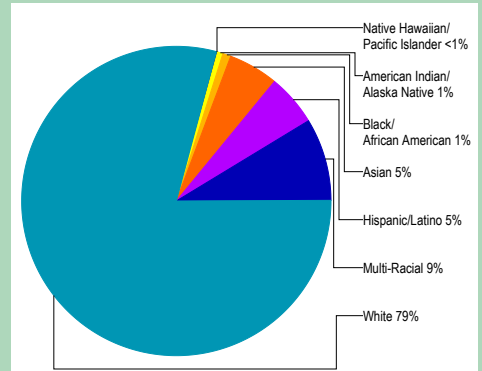
Select Demographics 2013-14	
English Learners	<5%
<i>Students who have ever been eligible for or participated in a program to acquire academic English.</i>	

Economically disadvantaged	15%
Students with disabilities	10%

Number of different languages spoken: 18

Note: a “*” is displayed when the data must be suppressed to protect student confidentiality.

STUDENTS

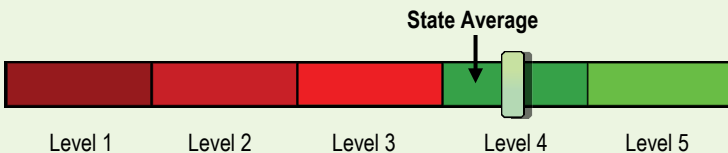


OVERALL STATE RATING

HOW ARE STUDENTS AT THIS SCHOOL PERFORMING COMPARED TO THOSE AT OTHER SCHOOLS?

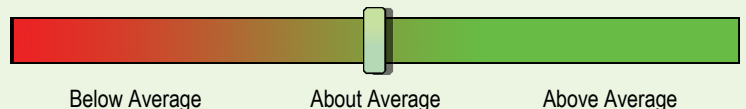
The overall state rating is intended to summarize this school's particular successes and challenges. It is based on a combination of up to five factors. Three of these factors come from standardized test scores in reading and math: student achievement, student growth, and the growth of underserved subgroups. Please be aware that this rating is based mainly on high-stakes testing and accordingly, represents a limited view of student performance. Other aspects of this report card are designed to put this rating in the proper context.

Compared to all schools statewide in 2013-14, this school is rated as Level 4.



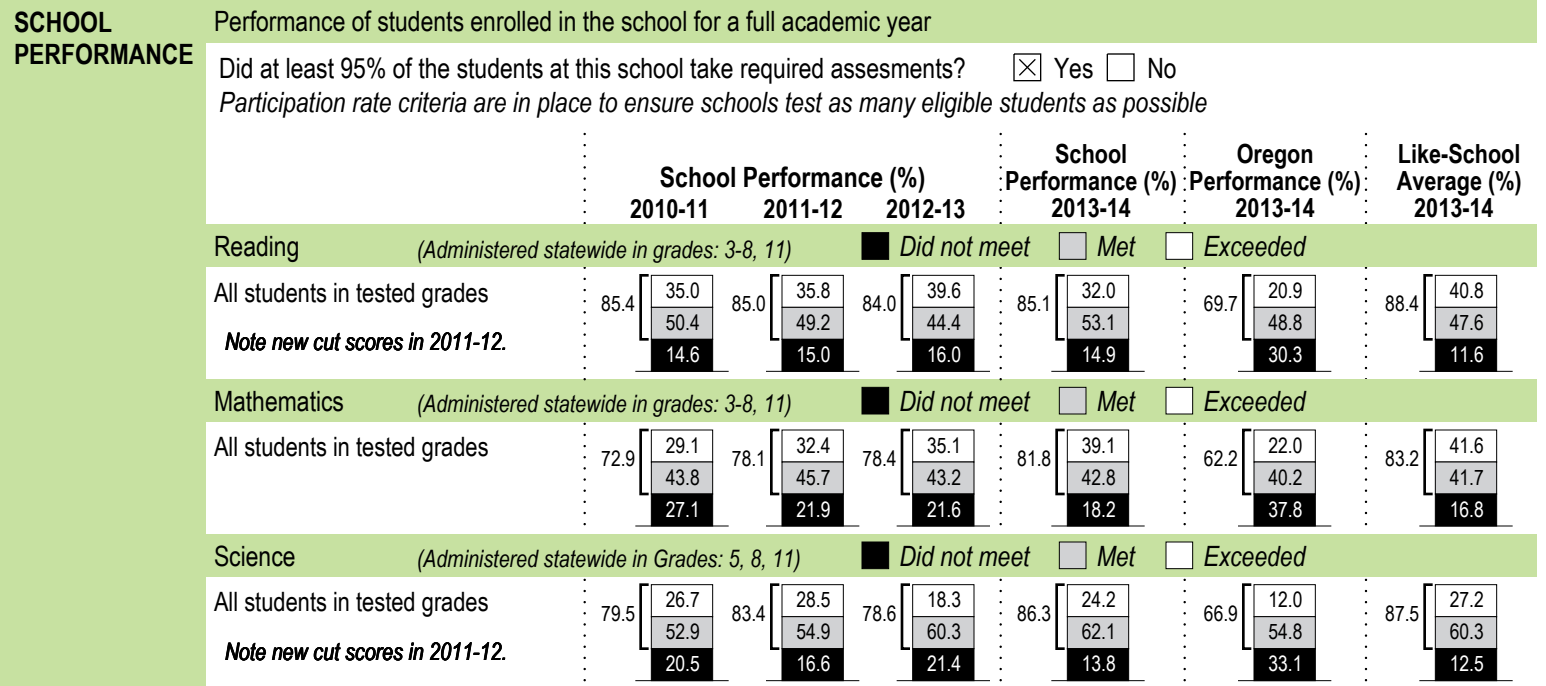
- Level 1** = Falls into the bottom 5% of schools
- Level 2** = Falls between 5% and 15% of schools
- Level 3** = Falls between 15% and 44% of schools
- Level 4** = Falls between 44% and 90% of schools
- Level 5** = Falls into the top 10% of schools

Compared to middle schools with similar student demographics in 2013-14, this school's rating is about average.



- Below average** = Falls into the bottom third of comparison schools
- About average** = Falls into the middle third of comparison schools
- Above average** = Falls into the top third of comparison schools

PROGRESS ARE STUDENTS MAKING ADEQUATE GAINS OVER TIME?



Visit www.ode.state.or.us/go/data for additional assessment results.

Note: a "*" is displayed when data are unavailable or to protect student confidentiality.

OUTCOMES FOR KEY STUDENT GROUPS AT THIS SCHOOL COMPARED TO THE SAME GROUPS STATEWIDE

STUDENT GROUP OUTCOMES	School Performance (%)	Oregon Performance (%)	School Compared to OR Average	School Performance (%)	Oregon Performance (%)	School Compared to OR Average	School Performance (%)	Oregon Performance (%)	School Compared to OR Average		
	Economically Disadvantaged				American Indian/Alaska Native			Native Hawaiian/Pacific Islander			
Reading	65.7	57.8	+7.9	Reading	*	54.9	*	Reading	*	55.6	*
Mathematics	63.9	49.5	+14.4	Mathematics	*	45.6	*	Mathematics	*	52.4	*
Science	79.3	54.6	+24.7	Science	*	54.0	*	Science	*	48.4	*
English Learners				Asian			White				
Reading	64.7	47.7	+17.0	Reading	89.2	79.8	+9.4	Reading	86.3	75.8	+10.5
Mathematics	58.8	46.5	+12.3	Mathematics	89.2	81.3	+7.9	Mathematics	82.6	67.3	+15.3
Science	66.7	40.5	+26.2	Science	>95	74.8	*	Science	88.6	74.5	+14.1
Students with Disabilities				Black/African American			Female				
Reading	44.9	30.5	+14.4	Reading	*	50.5	*	Reading	88.1	73.7	+14.4
Mathematics	36.2	22.3	+13.9	Mathematics	*	39.1	*	Mathematics	80.1	63.7	+16.4
Science	60.0	36.7	+23.3	Science	*	39.1	*	Science	82.1	64.9	+17.2
Migrant				Hispanic/Latino			Male				
Reading	*	42.5	*	Reading	60.5	52.4	+8.1	Reading	82.1	65.9	+16.2
Mathematics	*	41.2	*	Mathematics	55.3	47.0	+8.3	Mathematics	83.6	60.7	+22.9
Science	*	33.2	*	Science	54.5	45.9	+8.6	Science	89.8	68.8	+21.0
Talented and Gifted				Multi-Racial							
Reading	>95	98.5	*	Reading	90.2	73.6	+16.6	<div style="border: 1px solid black; padding: 5px;"> Note: a "*" is displayed when data are unavailable or to protect student confidentiality. </div>			
Mathematics	>95	98.2	*	Mathematics	88.5	64.5	+24.0				
Science	>95	98.1	*	Science	82.8	70.5	+12.3				

CURRICULUM & LEARNING ENVIRONMENT WHAT IS THIS SCHOOL DOING TO IMPROVE STUDENT LEARNING AND TO PREPARE STUDENTS FOR THE FUTURE?

SCHOOL READINESS

School Readiness:

- PK/ primary programs begin social, emotional, academic success
- Character education explicitly taught and modeled
- Robust volunteer corps to support student achievement
- Child-Parent-Teacher goal setting conferences
- District exceeds state standard for yearly instructional hours
- School counselor provides support to students and families

ACADEMIC SUPPORT

Academic Support:

- MAP to support academic progress
- ESOL program supports emerging bilingual children to meet grade level standards
- Special education program supports students with qualified learning disabilities
- Gifted Education supports curriculum and instructional differentiation
- Robust volunteer corps to support student achievement
- Child Study Team confers to develop plans for struggling learners

ACADEMIC ENRICHMENT

Academic Enrichment:

World Languages

- Spanish, French and Mandarin Chinese World Language instruction
- Cultural exploration and global connections

Special Programs

- Vibrant art, music and physical education/wellness program
- Annual Middle School Science and Inquiry Fair

CAREER & TECHNICAL EDUCATION

Career and Technical Education

- Science, Technology, Engineering and Mathematics curriculum (STEM)
- Lego Robotics teams, CREST Farm and garden internships

EXTRA-CURRICULAR ACTIVITIES/ AFTER SCHOOL PROGRAMS

Extracurricular Activities:

- Band, Choir, Orchestra
- Athletic activities and interscholastic sports
- concerts/competitions, Middle School Musical
- All District Art Show
- Enrichment clubs Student Leadership teams

Data and information in the Curriculum and Learning Environment section was provided by local schools and districts and was not verified by the Oregon Department of Education.