

## FROM THE PRINCIPAL

Dear Parents and Community Members,

### How do we create learning communities for the greatest thinkers and most thoughtful people...for the world?

The West Linn-Wilsonville School District mission "question" expresses Stafford's dedication to outstanding student achievement. We use regularly scheduled assessments, student-teacher conferences and State tests to measure student learning and identify significant avenues for school improvement.

The Oregon School Report Card provides additional information. Stafford's Overall State Rating of 4 indicates we

meet targets for reading and math. We are committed to remarkable annual learning growth for all children. We pay particular attention to supporting subgroups of learners, emerging bilingual children and those with disabilities, as we strive to achieve the highest rating.

Stafford is synonymous with strong community. We look forward to collaborating with you to grow the greatest thinkers and most thoughtful people for the world.

Thank you,

Principal | Jen Freeborn

## SCHOOL PROFILE

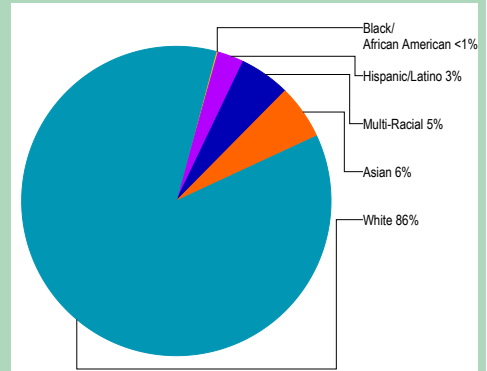
Enrollment 2013-14	510
K-3	334
4-5	176
Change from previous year	+7.4%
Students attending 90% or more of enrolled days	>95%
.....	
Average elementary class size in 2012-13	24.3

Note: a "\*" is displayed when the data must be suppressed to protect student confidentiality.

### Select Demographics 2013-14

English Learners	*
<i>Students who have ever been eligible for or participated in a program to acquire academic English.</i>	
Economically disadvantaged	13%
Students with disabilities	11%
.....	
Number of different languages spoken:	4

## STUDENTS

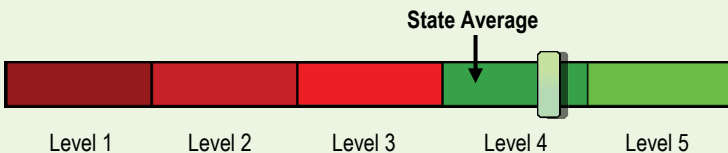


## OVERALL STATE RATING

HOW ARE STUDENTS AT THIS SCHOOL PERFORMING COMPARED TO THOSE AT OTHER SCHOOLS?

The overall state rating is intended to summarize this school's particular successes and challenges. It is based on a combination of up to five factors. Three of these factors come from standardized test scores in reading and math: student achievement, student growth, and the growth of underserved subgroups. Please be aware that this rating is based mainly on high-stakes testing and accordingly, represents a limited view of student performance. Other aspects of this report card are designed to put this rating in the proper context.

Compared to all schools statewide in 2013-14, this school is rated as Level 4.



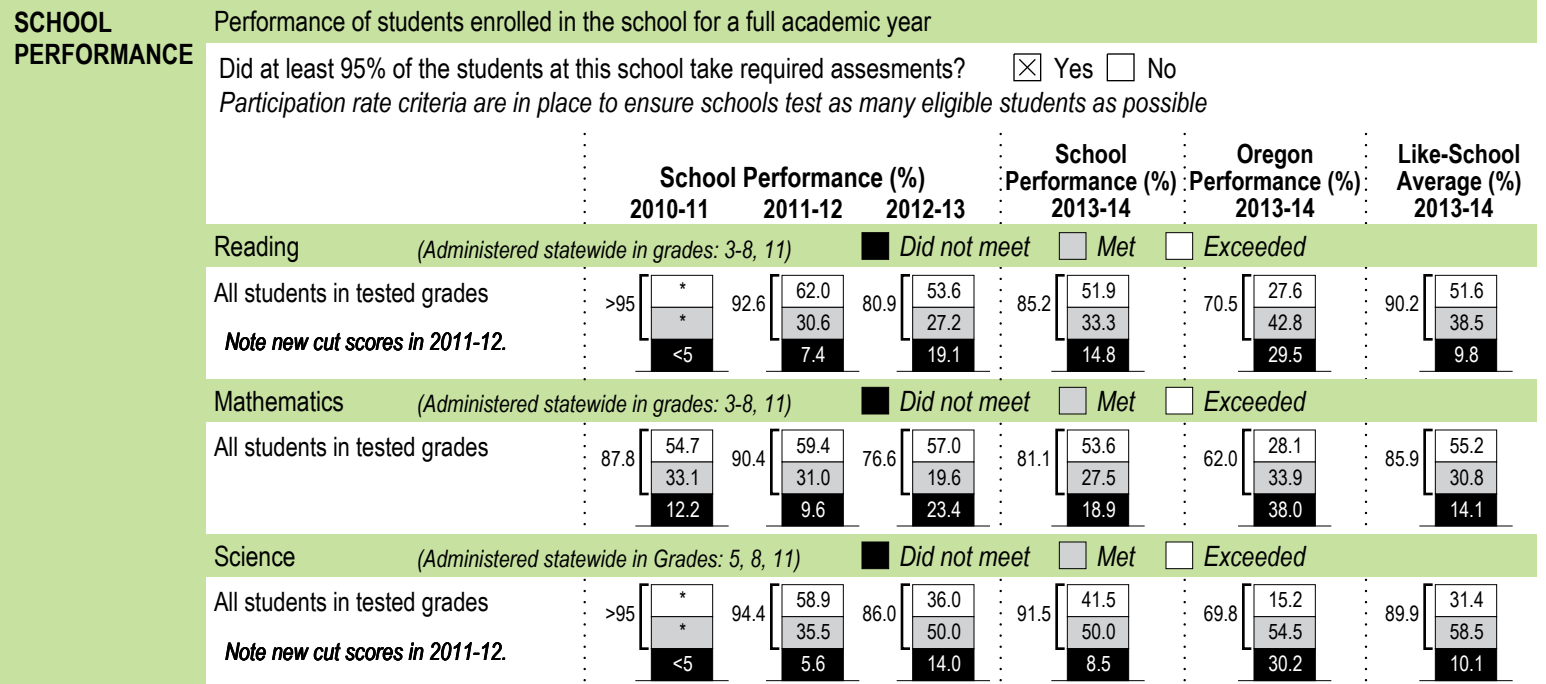
- Level 1** = Falls into the bottom 5% of schools
- Level 2** = Falls between 5% and 15% of schools
- Level 3** = Falls between 15% and 44% of schools
- Level 4** = Falls between 44% and 90% of schools
- Level 5** = Falls into the top 10% of schools

Compared to elementary schools with similar student demographics in 2013-14, this school's rating is about average.



- Below average** = Falls into the bottom third of comparison schools
- About average** = Falls into the middle third of comparison schools
- Above average** = Falls into the top third of comparison schools

**PROGRESS** ARE STUDENTS MAKING ADEQUATE GAINS OVER TIME?



Visit [www.ode.state.or.us/go/data](http://www.ode.state.or.us/go/data) for additional assessment results.

Note: a "\*" is displayed when data are unavailable or to protect student confidentiality.

**OUTCOMES** FOR KEY STUDENT GROUPS AT THIS SCHOOL COMPARED TO THE SAME GROUPS STATEWIDE

STUDENT GROUP OUTCOMES	School Performance (%)	Oregon Performance (%)	School Compared to OR Average	School Performance (%)	Oregon Performance (%)	School Compared to OR Average	School Performance (%)	Oregon Performance (%)	School Compared to OR Average		
	<b>Economically Disadvantaged</b>				<b>American Indian/Alaska Native</b>			<b>Native Hawaiian/Pacific Islander</b>			
Reading	80.0	59.1	+20.9	Reading	*	57.5	*	Reading	*	54.8	*
Mathematics	73.3	49.5	+23.8	Mathematics	*	48.4	*	Mathematics	*	48.9	*
Science	>95	57.5	*	Science	*	56.4	*	Science	*	49.6	*
<b>English Learners</b>				<b>Asian</b>			<b>White</b>				
Reading	*	45.0	*	Reading	>95	79.2	*	Reading	85.4	77.7	+7.7
Mathematics	*	42.7	*	Mathematics	>95	78.5	*	Mathematics	80.8	68.3	+12.5
Science	*	42.1	*	Science	*	78.0	*	Science	90.5	78.2	+12.3
<b>Students with Disabilities</b>				<b>Black/African American</b>			<b>Female</b>				
Reading	52.0	41.8	+10.2	Reading	*	52.6	*	Reading	89.8	73.0	+16.8
Mathematics	48.0	33.2	+14.8	Mathematics	*	38.8	*	Mathematics	83.6	61.4	+22.2
Science	57.1	44.2	+12.9	Science	*	48.5	*	Science	87.2	67.9	+19.3
<b>Migrant</b>				<b>Hispanic/Latino</b>			<b>Male</b>				
Reading	*	41.3	*	Reading	50.0	50.9	-0.9	Reading	80.9	68.0	+12.9
Mathematics	*	40.9	*	Mathematics	66.7	44.6	+22.1	Mathematics	78.8	62.5	+16.3
Science	*	40.5	*	Science	*	47.0	*	Science	>95	71.6	*
<b>Talented and Gifted</b>				<b>Multi-Racial</b>							
Reading	>95	98.4	*	Reading	85.7	75.6	+10.1	<div style="border: 1px solid black; padding: 5px;">                     Note: a "*" is displayed when data are unavailable or to protect student confidentiality.                 </div>			
Mathematics	>95	98.2	*	Mathematics	78.6	64.7	+13.9				
Science	>95	98.2	*	Science	*	75.1	*				

## CURRICULUM & LEARNING ENVIRONMENT WHAT IS THIS SCHOOL DOING TO IMPROVE STUDENT LEARNING AND TO PREPARE STUDENTS FOR THE FUTURE?

### SCHOOL READINESS

#### School Readiness:

- District Preschool to prepare for social, emotional and academic success
- Character education explicitly taught and modeled
- Child-parent-teacher goal setting conferences

- District exceeds state standard for yearly instructional hours
- School counselor provides support to students and families

### ACADEMIC SUPPORT

#### Academic Support:

- ESOL for emerging bilingual children to meet grade level standards
- Special education supports those w/ qualified learning disabilities
- Gifted Education supports curriculum-instructional differentiation
- Child Study Team confers to develop plans for struggling learners

### ACADEMIC ENRICHMENT

#### Academic Enrichment:

- Vibrant music and physical education/wellness program
- Chinese World Language instruction
- On-site school vegetable garden and sustainability curriculum
- Enrichment classes span a range of art, science and wellness topics
- All-district art show
- Science, technology, engineering and math curriculum (STEM)
- Annual Science and Inquiry Fair

### EXTRA-CURRICULAR ACTIVITIES/ AFTER SCHOOL PROGRAMS

#### Extracurricular Activities:

- Music concerts performed by each grade level
- Lego Robotics team participates in regional competitions

- Battle of the Books competition open to all upper grade children

*Data and information in the Curriculum and Learning Environment section was provided by local schools and districts and was not verified by the Oregon Department of Education.*