

FROM THE PRINCIPAL

Dear Parents and Community Members,

How do we create learning communities for the greatest thinkers and most thoughtful people..for the world?

The West Linn-Wilsonville School District mission “question” expresses Trillium's dedication to outstanding student achievement. We use regularly scheduled assessments, student-teacher conferences and State tests to measure student learning and identify significant avenues for school improvement.

The Oregon School Report Card provides additional information. Trillium Creek's Overall State Rating of 4 indicates

we meet targets for reading and mathematics. As long as there is a higher rating we will strive for it! Trillium is committed to remarkable annual learning growth for all children. We pay particular attention to supporting subgroups of learners, such as emerging bilingual children and those with disabilities, to achieve the highest rating.

Trillium Creek has become a strong community. We look forward to collaborating with you to grow the greatest thinkers and most thoughtful people for the world.

Thank you,

Principal | Charlotte Morris

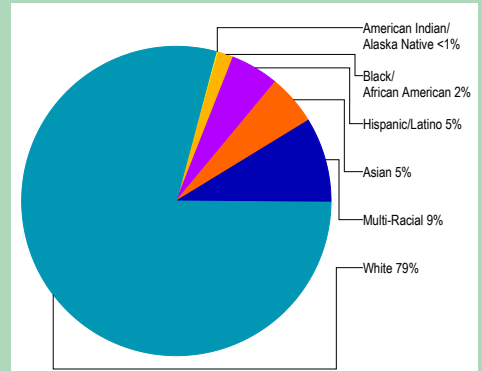
SCHOOL PROFILE

Enrollment 2013-14	496
K-3	335
4-5	161
Change from previous year	+4.4%
Students attending 90% or more of enrolled days	>95%
.....	
Average elementary class size in 2012-13	26.1

Note: a “*” is displayed when the data must be suppressed to protect student confidentiality.

Select Demographics 2013-14	
English Learners	<5%
<i>Students who have ever been eligible for or participated in a program to acquire academic English.</i>	
Economically disadvantaged	8%
Students with disabilities	7%
.....	
Number of different languages spoken:	14

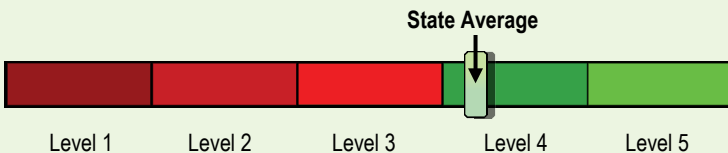
STUDENTS



OVERALL STATE RATING HOW ARE STUDENTS AT THIS SCHOOL PERFORMING COMPARED TO THOSE AT OTHER SCHOOLS?

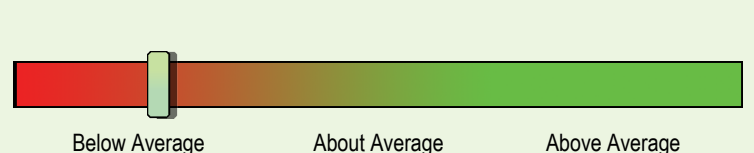
The overall state rating is intended to summarize this school's particular successes and challenges. It is based on a combination of up to five factors. Three of these factors come from standardized test scores in reading and math: student achievement, student growth, and the growth of underserved subgroups. Please be aware that this rating is based mainly on high-stakes testing and accordingly, represents a limited view of student performance. Other aspects of this report card are designed to put this rating in the proper context.

Compared to all schools statewide in 2013-14, this school is rated as Level 4.



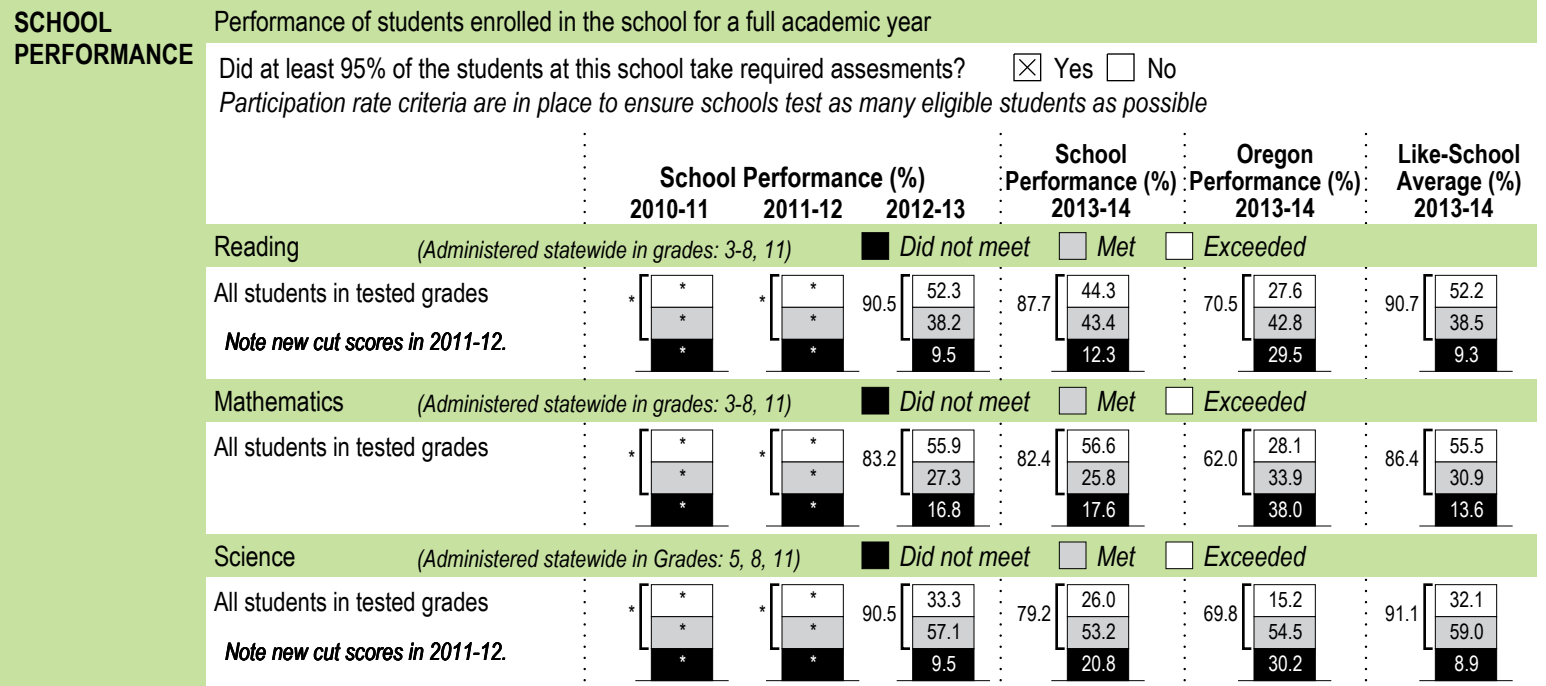
- Level 1** = Falls into the bottom 5% of schools
- Level 2** = Falls between 5% and 15% of schools
- Level 3** = Falls between 15% and 44% of schools
- Level 4** = Falls between 44% and 90% of schools
- Level 5** = Falls into the top 10% of schools

Compared to elementary schools with similar student demographics in 2013-14, this school's rating is below average.



- Below average** = Falls into the bottom third of comparison schools
- About average** = Falls into the middle third of comparison schools
- Above average** = Falls into the top third of comparison schools

PROGRESS ARE STUDENTS MAKING ADEQUATE GAINS OVER TIME?



Visit www.ode.state.or.us/go/data for additional assessment results.

Note: a "*" is displayed when data are unavailable or to protect student confidentiality.

OUTCOMES FOR KEY STUDENT GROUPS AT THIS SCHOOL COMPARED TO THE SAME GROUPS STATEWIDE

STUDENT GROUP OUTCOMES	School Performance (%)	Oregon Performance (%)	School Compared to OR Average	School Performance (%)	Oregon Performance (%)	School Compared to OR Average	School Performance (%)	Oregon Performance (%)	School Compared to OR Average
	Economically Disadvantaged				American Indian/Alaska Native			Native Hawaiian/Pacific Islander	
Reading	75.0	59.1	+15.9	Reading	* 57.5	*	Reading	* 54.8	*
Mathematics	43.8	49.5	-5.7	Mathematics	* 48.4	*	Mathematics	* 48.9	*
Science	50.0	57.5	-7.5	Science	* 56.4	*	Science	* 49.6	*
English Learners				Asian			White		
Reading	* 45.0		*	Reading	92.3	+13.1	Reading	88.4	+10.7
Mathematics	* 42.7		*	Mathematics	92.3	+13.8	Mathematics	82.9	+14.6
Science	* 42.1		*	Science	* 78.0	*	Science	81.0	+2.8
Students with Disabilities				Black/African American			Female		
Reading	31.8	41.8	-10.0	Reading	* 52.6	*	Reading	88.4	+15.4
Mathematics	54.5	33.2	+21.3	Mathematics	* 38.8	*	Mathematics	82.1	+20.7
Science	25.0	44.2	-19.2	Science	* 48.5	*	Science	75.0	+7.1
Migrant				Hispanic/Latino			Male		
Reading	* 41.3		*	Reading	81.8	+30.9	Reading	87.1	+19.1
Mathematics	* 40.9		*	Mathematics	72.7	+28.1	Mathematics	82.6	+20.1
Science	* 40.5		*	Science	* 47.0	*	Science	82.9	+11.3
Talented and Gifted				Multi-Racial					
Reading	>95	98.4	*	Reading	88.2	+12.6	<div style="border: 1px solid black; padding: 5px;"> Note: a "*" is displayed when data are unavailable or to protect student confidentiality. </div>		
Mathematics	>95	98.2	*	Mathematics	82.4	+17.7			
Science	94.1	98.2	-4.1	Science	66.7	-8.4			

CURRICULUM & LEARNING ENVIRONMENT WHAT IS THIS SCHOOL DOING TO IMPROVE STUDENT LEARNING AND TO PREPARE STUDENTS FOR THE FUTURE?

SCHOOL READINESS

School Readiness:

- District Preschool to prepare for social, emotional and academic success
- Character education explicitly taught and modeled
- Child-parent-teacher goal setting conferences
- District exceeds state standard for yearly instructional hours
- School counselor provides support to students and families

ACADEMIC SUPPORT

Academic Support:

- ESOL for emerging bilingual children to meet grade level standards
- Special education supports those w/ qualified learning disabilities
- Gifted Education supports curriculum-instructional differentiation
- Child Study Team confers to develop plans for struggling learners

ACADEMIC ENRICHMENT

Academic Enrichment:

- Vibrant music and physical education/wellness program
- Spanish World Language instruction
- Dual Language Spanish K-2
- On-site school vegetable garden and sustainability curriculum
- Enrichment classes span a range of art, science and wellness topics
- All-district art show
- Science, technology, engineering and math curriculum (STEM)
- Annual Science and Inquiry Fair

EXTRA-CURRICULAR ACTIVITIES/ AFTER SCHOOL PROGRAMS

Extracurricular Activities:

- Music concerts performed by each grade level
- Lego Robotics team participates in regional competitions
- Battle of the Books competition open to all upper grade children

Data and information in the Curriculum and Learning Environment section was provided by local schools and districts and was not verified by the Oregon Department of Education.