

22210 SW Stafford Rd  
Tualatin, OR 97062 (503) 673-7000  
[www.wlww.k12.or.us](http://www.wlww.k12.or.us)

**FROM THE DISTRICT SUPERINTENDENT**

Dear Parents and Community Members,

**How do we create learning communities for the greatest thinkers and most thoughtful people..for the world?**

In West Linn-Wilsonville we proudly recognize the outstanding effort and accomplishments of our students who demonstrate high levels of learning from the classroom to the playing fields to the stage. We invest in our students by maintaining an enriched educational program from preschool to graduation. We strive to foster a growth mindset in our students. Learners with a *growth mindset* display the willingness to persist in learning at high levels leading to unprecedented results.

The Oregon State Report Cards provide additional information. We are proud of our graduation rate and are committed to closing achievement and opportunity gaps toward our goal of seeing each child graduate from our schools.

Thanks to our community for the strong circle of support surrounding our children; believing in them as they learn to believe in themselves. We look forward to collaboration with you as we grow the greatest thinkers and most thoughtful people for the world.

Thank you,

Superintendent | William Rhoades

**DISTRICT PROFILE**

ENROLLMENT AND DEMOGRAPHICS	Grades K - 3	Grades 4 - 5	Grades 6 - 8	Grades 9 - 12
Total Enrollment	2,672	1,457	2,210	2,811
Regular Attenders	88.5%	90.0%	84.1%	76.0%
Economically Disadvantaged	24%	21%	19%	15%
Students with Disabilities	10%	13%	11%	9%
English Learners	7%	7%	6%	7%
Different Languages Spoken	31	25	29	25

Note: a \*\* is displayed when the data must be suppressed to protect student confidentiality.

WITHIN-YEAR MOBILITY	Grades K - 3	Grades 4 - 5	Grades 6 - 8	Grades 9 - 12
Students in this District	11.0%	7.8%	7.7%	10.5%

**STUDENT WELLNESS POLICY**

We commit to helping children become self-disciplined people, pursuing a healthy lifestyle. We support: eating a balance of foods, exercise, maintaining healthy relationships, making safe choices relative to risks including tobacco, alcohol, drugs, sexual activity and online communication.

**SEISMIC SAFETY RATING**

For a detailed report for each school, please visit:  
<http://www.oregongeology.org/sub/projects/rvs/activity-updates/status.html>

**TEACHER PROFICIENCY 2014-15**

% of classes taught by highly qualified teachers	100%
--	------

**RACIAL EQUITY IN HIRING**

The West Linn-Wilsonville School District is committed to hiring the best candidates for each position and to attracting a diverse staff to represent the histories, heritages and perspectives of different ethnic groups and individuals who will contribute to our mission to prepare children for the world.

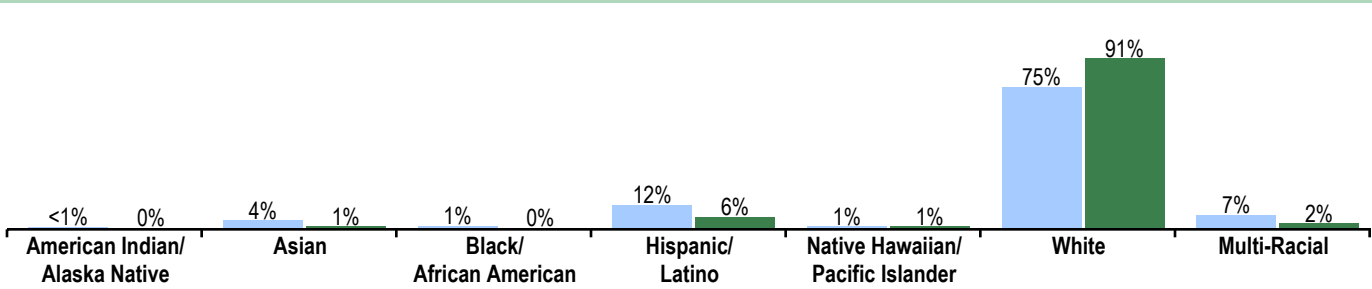
MEDIAN CLASS SIZE	Elementary		Middle		High		Combined	
	Dist.	OR	Dist.	OR	Dist.	OR	Dist.	OR
Self-Contained	23.0	25.0	--	--	--	--	--	--
Eng./Lang. Arts	--	--	28.0	25.0	26.0	24.0	--	--
Mathematics	--	--	27.5	26.0	27.0	24.0	--	--
Science	--	--	29.0	28.0	27.0	25.0	--	--
Social Studies	--	--	29.0	28.0	28.0	27.0	--	--

Combined schools have grade configurations not falling within the elementary, middle, and high categories (e.g., K-12 schools).

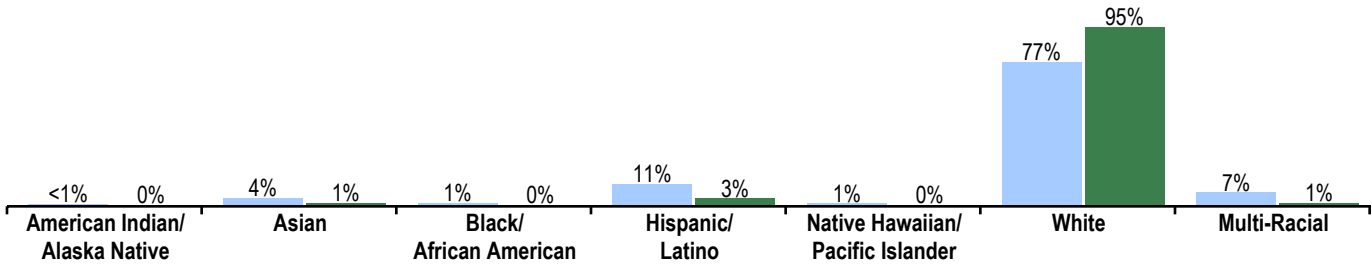
**RACE/ETHNICITY OF STUDENTS AND STAFF 2014-15**

Students Staff

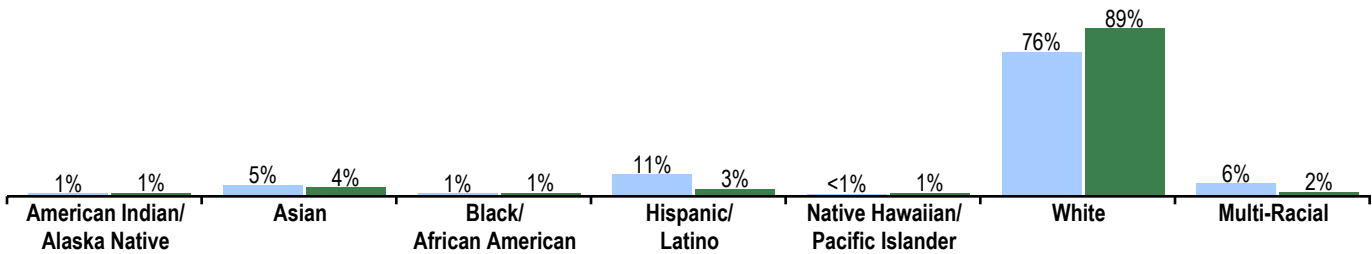
**Grades K-3**



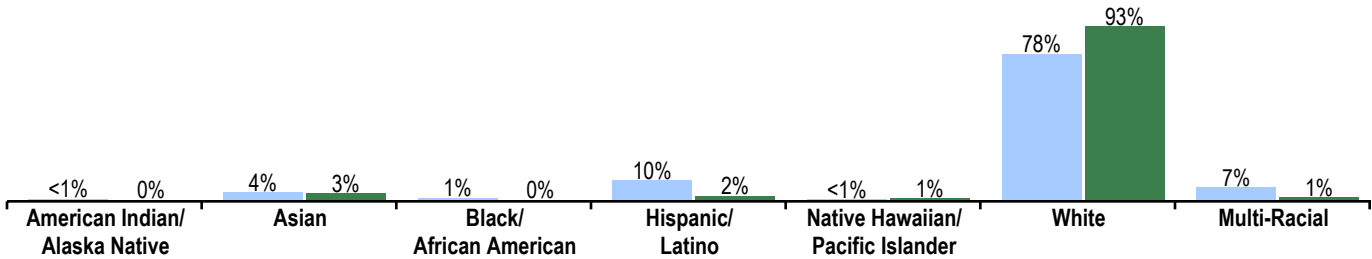
**Grades 4-5**



**Grades 6-8**



**Grades 9-12**



PER PUPIL SPENDING	2012-13	2013-14	2014-15
District	\$8,034	\$8,741	\$9,164
State	\$9,327	\$9,769	\$10,883

Oregon's quality education model (QEM) suggests adequate per pupil funding should be \$12,035 in 2014-15 (Statewide average). 2014-15 data reflect budgeted, not actual.

FUNDING SOURCES	% of Total
Local taxes and fees	43%
State funds	52%
Federal funds	4%

EXPULSIONS & SUSPENSIONS	Expulsions	Suspensions
Total Students	*	177
American Indian/Alaska Native	*	*
Asian	*	*
Black/African American	*	*
Hispanic/Latino	*	21
Multi-Racial	*	10
Native Hawaiian/Pacific Islander	*	*
White	*	135

Please visit [www.ode.state.or.us/go/DisciplineData](http://www.ode.state.or.us/go/DisciplineData) to view additional discipline data.

Note: a "\*" is displayed when the data must be suppressed to protect student confidentiality.



22210 SW Stafford Rd  
Tualatin, OR 97062 (503) 673-7000  
[www.wlww.k12.or.us](http://www.wlww.k12.or.us)

**OUTCOMES** WHAT ARE STUDENTS ACHIEVING IN HIGH SCHOOL?

	District Performance (%)			District Performance (%)	Oregon Performance (%)	Like-District Average (%)
	2011-12	2012-13	2013-14	2014-15	2014-15	2014-15
<b>COLLEGE AND CAREER READINESS</b>	Students preparing for college and careers.					
Freshmen on track to graduate within 4 years	NA	NA	87.1	89.6	79.9	87.7
Students taking SAT	63.3	66.1	61.0	65.8	31.7	42.4
	District Performance (%)			District Performance (%)	Oregon Performance (%)	Like-District Average (%)
	2010-11	2011-12	2012-13	2013-14	2013-14	2013-14
	<i>Note: Graduation methodology changed in 2013-14.</i>					
<b>GRADUATION RATE</b>	Students earning a standard diploma within four years of entering high school.					
Overall graduation rate	89.1	88.5	90.3	88.3	72.0	81.8
<b>COMPLETION RATE</b>	Students earning a regular, modified, extended, or adult high school diploma or completing a GED within five years of entering high school.					
Overall completion rate	91.9	94.4	94.9	94.4	82.1	89.9
<b>DROPOUT RATE</b>	Students who dropped out during the school year and did not re-enroll.					
Overall dropout rate	0.7	0.7	1.3	1.2	4.0	2.2
	District Performance (%)			District Performance (%)	Oregon Performance (%)	Like-District Average (%)
	2009-10	2010-11	2011-12	2012-13	2012-13	2012-13
	<i>Note: Dropout methodology changed in 2012-13.</i>					
<b>CONTINUING EDUCATION</b>	Students continuing their education after high school.					
Students who enrolled in a community college or four-year school within 16 months of graduation	78.6	77.7	77.7	79.8	60.5	67.8

*Note: a \*\* is displayed when the data must be suppressed to protect student confidentiality.*

**STUDENT GROUP OUTCOMES**

	District Performance (%)	Oregon Performance (%)	Like-District Average (%)	District Performance (%)	Oregon Performance (%)	Like-District Average (%)	District Performance (%)	Oregon Performance (%)	Like-District Average (%)				
<b>Economically Disadvantaged</b>			<b>American Indian/Alaska Native</b>			<b>Native Hawaiian/Pacific Islander</b>							
On Track	69.4	70.8	76.1	On Track	*	63.5	72.9	On Track	*	73.8	94.4		
Graduation	75.7	64.2	71.1	Graduation	100.0	53.5	62.3	Graduation	100.0	68.8	88.9		
Completion	83.8	77.1	83.9	Completion	100.0	70.3	79.4	Completion	100.0	77.0	85.7		
Dropout	3.8	3.8	2.8	Dropout	0.0	6.8	4.9	Dropout	0.0	5.8	0.0		
<b>English Learners</b>			<b>Asian</b>			<b>White</b>							
On Track	78.7	74.4	80.2	On Track	>95	94.1	>95	On Track	90.2	82.0	88.5		
Graduation	68.4	64.2	60.7	Graduation	100.0	85.9	88.9	Graduation	89.4	74.2	83.2		
Completion	78.0	72.3	79.1	Completion	100.0	90.3	95.4	Completion	95.2	84.5	91.1		
Dropout	3.7	4.9	4.4	Dropout	0.0	1.2	0.5	Dropout	1.0	3.5	2.0		
<b>Students with Disabilities</b>			<b>Black/African American</b>			<b>Female</b>							
On Track	81.8	64.3	77.3	On Track	*	70.2	83.3	On Track	93.1	83.5	90.3		
Graduation	71.4	51.1	61.0	Graduation	50.0	60.2	74.5	Graduation	92.6	76.2	86.2		
Completion	85.7	63.4	73.4	Completion	100.0	72.5	88.4	Completion	96.4	85.0	90.6		
Dropout	2.5	6.1	4.2	Dropout	4.0	6.0	3.1	Dropout	0.7	3.3	1.6		
<b>Migrant</b>			<b>Hispanic/Latino</b>			<b>Male</b>							
On Track	*	71.4	56.3	On Track	76.2	72.6	79.0	On Track	86.3	76.4	85.2		
Graduation	66.7	63.5	56.8	Graduation	74.2	64.9	69.6	Graduation	84.6	68.0	77.6		
Completion	0.0	71.1	80.6	Completion	85.2	75.0	82.0	Completion	92.5	79.5	89.2		
Dropout	14.3	5.4	4.0	Dropout	3.1	5.3	3.6	Dropout	1.6	4.5	2.7		
<b>Talented and Gifted</b>			<b>Multi-Racial</b>			<div style="border: 1px solid black; padding: 5px;"> <i>On-Track data are based on the 2014-15 school year; all other data are based on the 2013-14 school year.</i> </div>							
On Track	>95	>95	94.7	On Track	95.0							81.7	90.6
Graduation	96.6	92.4	94.8	Graduation	86.0							69.8	84.1
Completion	98.1	97.1	99.3	Completion	94.4							80.5	84.6
Dropout	0.0	0.5	0.2	Dropout	1.2	4.3	1.8						

*Note: a \*\* is displayed when the data must be suppressed to protect student confidentiality.*

## CURRICULUM & LEARNING ENVIRONMENT

SCHOOL READINESS	Elementary Schools	Middle Schools	High Schools
	1 District PK to prepare for social, emotional and academic success	1 PK/ primary programs begin social, emotional, academic success	1 Strong vibrant character based culture
	2 Character education explicitly taught and modeled	2 Character education explicitly taught and modeled	2 State and National recognition of academic success for school/staff
	3 Child-parent-teacher goal setting conferences	3 District exceeds state standard for yearly instructional hours	3 Rich history and vibrant school traditions
	4 District exceeds state standard for yearly instructional hours	4 Child-Parent-Teacher goal setting conferences	4 Top graduation rate in the state of Oregon
	5 School counselor provides support to students and families	5 School counselor provides support to students and families	5 School counselors provide support to students and families
ACADEMIC SUPPORT	Elementary Schools	Middle Schools	High Schools
	1 ESOL for emerging bilingual children to meet grade level standards	1 ESOL program supports emerging bilingual children to meet grade level standards	1 Ninth Grade Accelerated Pathway to Success
	2 Special education for those with qualified learning disabilities	2 Special education program supports students with qualified learning disabilities	2 PSAT to craft a college readiness pathway
	3 Gifted Education supports curriculum-instructional differentiation	3 Child Study Team confers to develop plans for struggling learners	3 ESOL for emerging bilingual children to meet grade level standards
	4 Child Study Team confers to develop plans for struggling learners		4 Special education for students with qualified learning disabilities
ACADEMIC ENRICHMENT	Elementary Schools	Middle Schools	High Schools
	1 Vibrant music and physical education/wellness program	World Language Courses	World Language Courses
	2 Spanish and Mandarin Chinese World Language instruction	1 Spanish, French and Mandarin Chinese World Language instruction	1 Language Instruction: Spanish, French, Japanese, Mandarin Chinese
	3 On-site school vegetable garden and sustainability curriculum	2 Cultural exploration and global connections	2 Global travel to study language and culture
	4 Enrichment classes span a range of art, science and wellness topics	Special Programs	Honors & Dual Enrollment Courses
	5 All-district art show	1 Vibrant art, music and physical education/wellness program	1 Honors and Dual Enrollment courses
	6 Science, technology, engineering and math curriculum (STEM)	2 Annual Middle School Science and Inquiry Fair	2 AP: Eng., Math, Sci., Social Sci., Art, Lang., Music Th., Comp. Sci.
	7 Annual Science and Inquiry Fair		Special Programs
			1 Vibrant art, music and drama programs
			2 Successful interscholastic athletics teams and clubs
			3 Model UN, Mock Trial, Congressional Hearing teams

**CURRICULUM & LEARNING ENVIRONMENT CONTINUED . . .**

<b>CAREER &amp; TECHNICAL EDUCATION</b>		<b>Middle Schools</b>	<b>High Schools</b>
		1 Science, Technology, Engineering and Mathematics curriculum (STEM) 2 Lego Robotics teams, CREST Farm and garden internships	1 Science, Technology, Engineering and Mathematics curriculum (STEM) 2 Annual ISEF Science and Engineering Fair 3 AP Computer Science 4 Partnerships with OIT and CCC for coursework
<b>EXTRACURRICULAR ACTIVITIES</b>	<b>Elementary Schools</b>	<b>Middle Schools</b>	<b>High Schools</b>
	1 Music concerts performed by each grade level 2 Lego Robotics team participates in regional competitions 3 Battle of the Books competition open to all upper grade children	1 Band, Choir, Orchestra concerts/competitions, Middle School Musical 2 All District Art Show 3 Athletic activities and interscholastic sports 4 Enrichment clubs and Student Leadership teams	1 Band, Choir, and Orchestra performances and competitions 2 Strong Drama programs 3 Widely varied Academic and Service clubs 4 National Honor Societies; Arts, Thespians, World Language, Academics

Data and information in the Curriculum and Learning Environment section were provided by local schools and districts, and were not verified by the Oregon Department of Education.