

FROM THE PRINCIPAL

Dear Parents and Community Members,

How do we create learning communities for the greatest thinkers and most thoughtful people...for the world?

The West Linn-Wilsonville School District mission “question” expresses Sunset’s dedication to outstanding student achievement. We use regularly scheduled assessments, student-teacher conferences and State tests to measure student learning and identify significant avenues for school improvement.

The Oregon School Report Card provides additional information. Sunset is committed to remarkable annual

learning growth for all children. We pay particular attention to supporting subgroups of learners, emerging bilingual children and those with disabilities, to continue to strive toward the highest rating.

Sunset is a strong and committed learning community. We look forward to collaborating with you to grow the greatest thinkers and most thoughtful people for the world.

Thank you,

Principal | Lisa Hawking

SCHOOL PROFILE

ENROLLMENT 2015-16	301
K-3	195
4-5	106
6-8	--

MEDIAN CLASS SIZE	School	Oregon
Self-Contained	23.0	25.0
Departmentalized	--	--

IMMUNIZATION RATES

Percent of students with all required vaccines: 94 (Visit www.healthoregon.org/immdata for more information.)

Percent of students without all required vaccines: 6

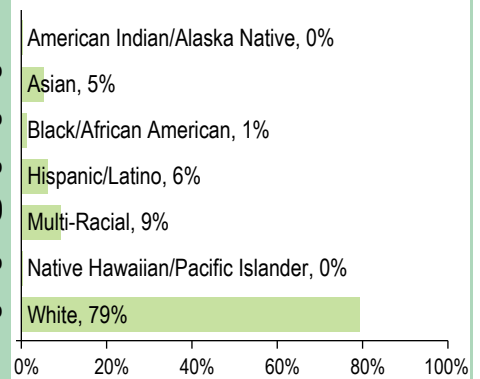
(This value includes students with medical exemptions, nonmedical exemptions, no immunization records, or up-to-date but incomplete immunization records.)

*, <5, and >95 are displayed when data are unavailable or to protect student confidentiality.

*** indicates that this school offered lunch at no charge to all students.

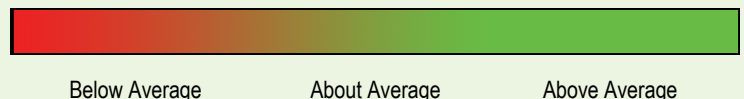
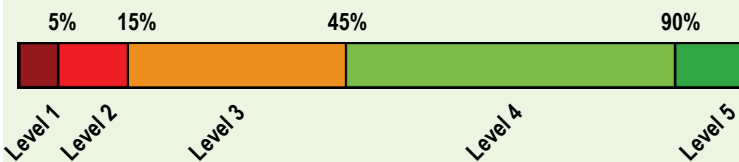
STUDENTS

SELECTED DEMOGRAPHICS	
Economically Disadvantaged	23%
Students with Disabilities	11%
Ever English Learner	<5%
Different Languages Spoken	10
Regular Attenders	92.2%
Mobile Students	9.4%



OVERALL SCHOOL RATING

Given the recent passage of the Every Student Succeeds Act (ESSA) and the expiration of Oregon's ESEA flexibility waiver on August 1, 2016, the State of Oregon will not assign ratings (i.e., overall and comparison school ratings) to schools for the 2015-16 school year.



PROGRESS ARE STUDENTS MAKING ADEQUATE GAINS OVER TIME?

SCHOOL PERFORMANCE

Performance of students enrolled in the school for a full academic year

Did at least 95% of the students at this school take required assessments? Yes No, Interpret Results with Caution
Participation rate criteria are in place to ensure schools test all eligible students.

The Smarter Balanced and alternate assessments have four performance levels where levels 3 and 4 are meeting the standard for school and district accountability.

See report cards from previous years to view historical OAKS performance data.

	School Performance (%)			School Performance (%)	Oregon Performance (%)	Like-School Average (%)						
	2012-13	2013-14	2014-15	2015-16	2015-16	2015-16						
English Language Arts (Administered statewide in grades: 3-8, 11)				Level 1	Level 2	Levels 3 & 4						
All students in tested grades	2014-15 was the first operational year of the new English language arts assessment.			69.2 20.1 10.7	78.4 11.5 10.1	52.4 21.3 26.3	72.1 17.3 10.6					
Mathematics (Administered statewide in grades: 3-8, 11)				Level 1	Level 2	Levels 3 & 4						
All students in tested grades	2014-15 was the first operational year of the new mathematics assessment.			71.3 19.1 9.6	64.7 22.3 12.9	44.9 28.5 26.6	65.6 22.4 12.1					
Science (OAKS) (Administered statewide in Grades: 5, 8, 11)				Did not meet	Met	Exceeded						
All students in tested grades	80.4	81.1	94.1	77.4	66.5	84.8	37.5 42.9 19.6	35.8 45.3 18.9	45.1 49.0 5.9	17.0 60.4 22.6	15.7 50.8 33.5	29.0 55.9 15.2

Visit www.ode.state.or.us/go/data for additional assessment results.

*, <5, and >95 are displayed when the data must be suppressed to protect student confidentiality.

OUTCOMES FOR KEY STUDENT GROUPS AT THIS SCHOOL COMPARED TO THE SAME GROUPS STATEWIDE

STUDENT GROUP OUTCOMES

	School Performance (%)	Oregon Performance (%)	Like-School Average (%)	School Performance (%)	Oregon Performance (%)	Like-School Average (%)	School Performance (%)	Oregon Performance (%)	Like-School Average (%)		
Economically Disadvantaged				American Indian/Alaska Native			Native Hawaiian/Pacific Islander				
Eng. Lang. Arts	45.5	40.7	51.9	Eng. Lang. Arts	*	35.5	41.9	Eng. Lang. Arts	*	40.4	77.8
Mathematics	36.4	32.9	45.6	Mathematics	*	28.7	36.7	Mathematics	*	29.4	66.7
Science	53.3	56.1	75.5	Science	*	51.7	50.0	Science	*	46.5	*
English Learners				Asian				White			
Eng. Lang. Arts	*	29.1	57.0	Eng. Lang. Arts	71.4	69.9	91.1	Eng. Lang. Arts	78.8	59.2	71.1
Mathematics	*	23.6	59.1	Mathematics	57.1	68.0	93.4	Mathematics	65.5	51.7	63.7
Science	*	38.7	67.4	Science	*	75.6	93.9	Science	76.2	75.4	85.1
Students with Disabilities				Black/African American				Female			
Eng. Lang. Arts	42.3	25.0	41.1	Eng. Lang. Arts	*	31.5	62.5	Eng. Lang. Arts	87.8	57.3	76.3
Mathematics	23.1	22.1	37.0	Mathematics	*	21.6	37.5	Mathematics	59.5	43.8	64.5
Science	50.0	38.4	61.3	Science	*	41.5	70.0	Science	75.8	64.6	81.5
Migrant				Hispanic/Latino				Male			
Eng. Lang. Arts	*	24.6	28.6	Eng. Lang. Arts	66.7	34.1	57.0	Eng. Lang. Arts	67.7	47.6	68.0
Mathematics	*	20.4	14.3	Mathematics	55.6	26.5	49.1	Mathematics	70.8	46.0	66.7
Science	*	36.1	*	Science	*	44.9	76.3	Science	80.0	68.3	88.0
Talented and Gifted				Multi-Racial							
Eng. Lang. Arts	94.4	95.4	>95	Eng. Lang. Arts	88.9	57.1	74.5	*, <5, and >95 are displayed when the data must be suppressed to protect student confidentiality.			
Mathematics	84.2	95.1	>95	Mathematics	66.7	48.3	68.2				
Science	>95	97.7	>95	Science	*	70.0	84.5				

CURRICULUM & LEARNING ENVIRONMENT WHAT IS THIS SCHOOL DOING TO IMPROVE STUDENT LEARNING AND TO PREPARE STUDENTS FOR THE FUTURE?

SCHOOL READINESS

School Readiness:

- District PK to prepare for social, emotional and academic success
- Character education explicitly taught and modeled
- Child-parent-teacher goal setting conferences

- District exceeds state standard for yearly instructional hours

ACADEMIC SUPPORT

Academic Support:

- ESOL for emerging bilingual children to meet grade level standards
- Special education supports those w/ qualified learning disabilities
- Gifted Education supports curriculum-instructional differentiation
- Child Study Team confers to develop plans for struggling learners

ACADEMIC ENRICHMENT

Academic Enrichment:

- Vibrant music and physical education/wellness program
- Chinese World Language instruction
- On-site school vegetable garden and sustainability curriculum
- Enrichment classes span a range of art, science and wellness topics
- All-district art show
- Science, technology, engineering and math curriculum (STEM)
- Annual Science and Inquiry Fair

EXTRA-CURRICULAR ACTIVITIES/ AFTER SCHOOL PROGRAMS

Extracurricular Activities:

- Music concerts performed by each grade level
- Lego Robotics team participates in

regional competitions

- Battle of the Books competition

Data and information in the Curriculum and Learning Environment section were provided by local schools and districts, and were not verified by the Oregon Department of Education.